


ANNUAL REPORT 2010

**TAIWAN
COOPERATIVE
BANK**

SINCE 1946





Contents

| | |
|--|-----------|
| 1. Letter to Shareholders | 3 |
| 1.1 Major Achievements in 2010 | 4 |
| 1.2 Operating Performance in 2010 | 5 |
| 1.3 Operating Strategies for 2011 | 7 |
| 1.4 Business Targets for 2011 | 7 |
| 2. Bank Profile | 8 |
| 3. Organization Chart & Bank's Subsidiaries Chart | 10 |
| 4. Board of Directors & Supervisors & Executive Officers | 12 |
| 5. Top 10 Shareholders | 14 |
| 6. Main Business Plans for 2011 | 15 |
| 6.1 Operational Management | 15 |
| 6.2 Corporate Banking | 15 |
| 6.3 Retail Banking | 15 |
| 6.4 Treasury Management | 16 |
| 6.5 Wealth Management | 16 |
| 7. Market Analysis | 17 |
| 7.1 Areas of Service | 17 |
| 7.2 Future Demand and Supply in the Market, and Growth Potential | 17 |
| 7.3 Competitive Niches | 17 |
| 7.4 Favorable and Unfavorable Factors in Future Development, and Countermeasures | 18 |
| 8. Risk Management | 20 |
| 8.1 Credit Risk Management System | 20 |
| 8.2 Operational Risk Management System | 23 |
| 8.3 Market Risk Management System | 25 |
| 9. Statement of Internal Control | 28 |
| 10. Supervisors' Report | 29 |
| 11. Financial Information | 30 |
| 11.1 Condensed Balance Sheets of Recent Five Years | 30 |
| 11.2 Condensed Income Statement of Recent Five Years | 31 |
| 11.3 Key Ratios(%) of Recent Five Years | 32 |
| 11.4 Credit Rating | 33 |
| 11.5 Domestic Ranking | 33 |
| 11.6 Financial Statements | 34 |
| 11.7 Consolidated Financial Statements | 44 |
| 12. Head Office & Branches | 54 |
| 12.1 Head Office | 54 |
| 12.2 Domestic Branches | 55 |
| 12.3 Overseas Units | 71 |



**TAIWAN
COOPERATIVE
BANK**

Since
1946

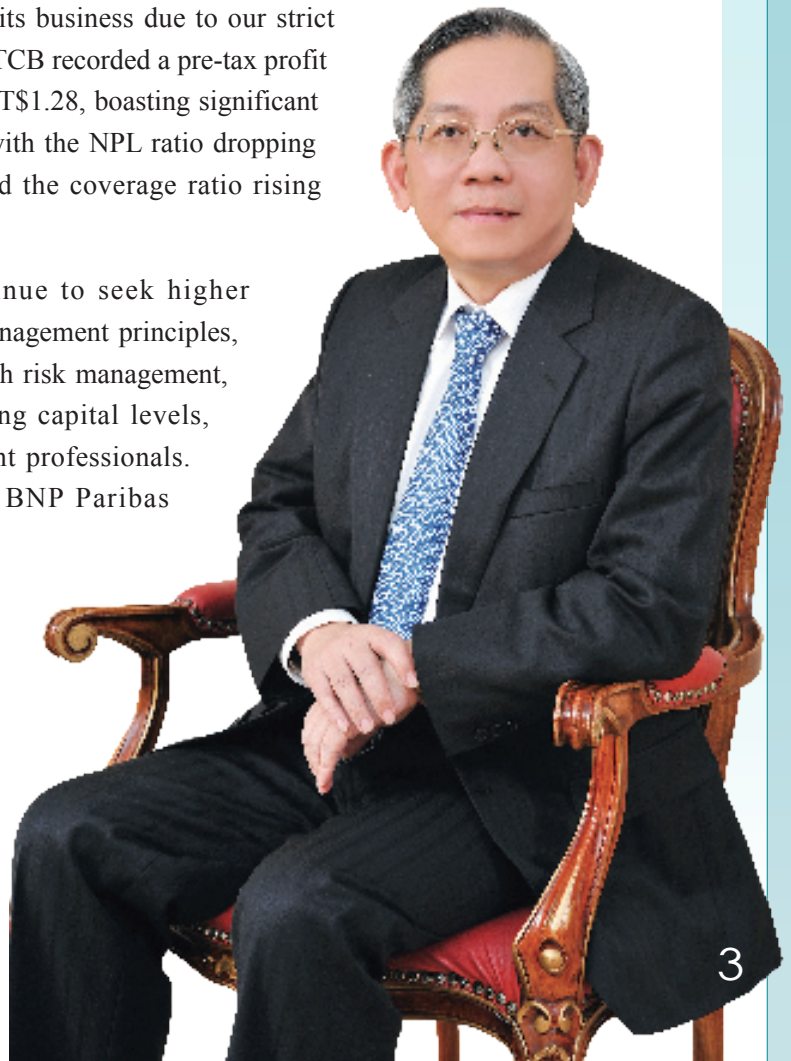
1. Letter to Shareholders

In 2010, the economic stimulus policies implemented by governments worldwide have spurred the recovery of consumer confidence, corporate investment growth, and economic growth around the world. According to the estimation from Global Insight Inc. in December 2010, the global economy had grown 4.0%, achieving pre-financial crisis levels, an economic resurgence especially pronounced in emerging Asian economies, especially in China and India.

Benefitting from this global economic revival, Taiwan's economy has made an even stronger showing in 2010, with a growth rate of 10.88%, the highest since 1987. Imports and exports expanded by 44.2% and 34.8% respectively, compared to the previous year, while private investment also boosted a 32.79% growth. Marked improvements were also witnessed in the job market, with the salary level rising and the unemployment rate falling to 4.67% in Dec. 2010. The economic recovery has also led to higher corporate capital demand, while increases in domestic demand, consumption, and real estate prices have effectively boosted business in consumer finance and wealth management services, contributing to a record-breaking profit of NT\$183.2 billion since 2004 for the banking industry.

Taiwan Cooperative Bank (hereinafter referred to as TCB) continues to lead Taiwan's banks in loans and deposits business due to our strict policies and high-quality services. In 2010, TCB recorded a pre-tax profit of NT\$8.817 billion and after-tax EPS of NT\$1.28, boasting significant profits and improvement in asset quality, with the NPL ratio dropping from 2009's 1.43% to 0.89% in 2010, and the coverage ratio rising sharply from 65.78% to 110.43%.

Looking into 2011, TCB will continue to seek higher performance by adhering to its discreet management principles, improving the quality of loan assets through risk management, strengthening operation quality, increasing capital levels, and enhancing the training of management professionals. Furthermore, the establishment of the BNP Paribas



Chairperson

Lin Teng-chung

Assurance TCB Life Insurance Company and the BNP Paribas TCB Asset Management Company will offer a wide variety of integrated financial services and products at over 300 domestic bank branches, providing comprehensive product developments and marketing strategies as well as stronger earning power through an advanced technology platform. In terms of overseas deployment, planning for the Sydney Branch shall be completed this year, while the Suzhou Branch was officially launched on Dec. 29, 2010 and is expected to reap profits this year. This development provides a foothold for which the Bank can continue expanding locations in mainland China, creating a financial platform for the greater China region through which to serve a larger number of clients. The Bank is grateful for the support and encouragement of our shareholders, and sincerely hopes to continue providing stellar performance as one of the leading full-service financial institutions in the Asia-Pacific region.

1.1 Major Achievements in 2010

- TCB is the second largest bank in Taiwan for deposits business, with NT\$2,144.566 billion as of the end of 2010 and accounting for 8.19% of market share. Moreover, the Bank takes the top slot for demand deposits, with NT\$877.206 billion (excluding foreign and government demand deposits) and a market share of 8.84%.
- TCB ranks second nationwide in mortgage loans, with NT\$571.024 billion as of the end of 2010, accounting for 9.76% of market share.
- According to Bloomberg magazine, TCB ranks second domestically as arranger of syndicated loans as of the end of 2010.
- NT\$12 billion worth of 7-year subordinated financial bonds was issued, boosting the TCB's capital adequacy ratio.
- New branches were established in Chi Shan, Dayuan, and Nan Tucheng; the Zhongqin Subbranch and Gongguan Subbranch were merged into the Gongguan Branch; and the Dong Shalu and Meichun Branches were relocated.
- Four authorized foreign exchange branches and five foreign exchange subbranches were established, and five branches began cash buying/selling business in RMB currency (a total of 281 branches provide this service as of the end of 2010).
- In addition to signing a Memorandum of Understanding with the Bank of China, TCB has also obtained the approval of the China Banking Regulatory Commission for the Suzhou Branch, which was officially launched on Dec. 29, 2010.


- The Hong Kong Branch received approval from the Financial Supervisory Commission to engage in RMB financing and RMB interbank business.
- BNP Paribas Assurance TCB Life Insurance, a joint venture between TCB and BNP Paribas Assurance (BNPPA), was established and officially opened on Apr. 20, 2010.
- Internet foreign exchange services have been upgraded, such as deposit and transfer services above NT\$500,000 through EOI as well as transferring funds of internet banking business for the OBU.
- The Bank has expanded international factoring services to over 20 countries with 17 new cooperative import factors.
- The Combo Card, Wealth Management Infinity Card, Platinum Card, and Government Internet Purchasing Card were promoted in order to attract quality customers and consolidate the Bank's foundation. In addition, TCB's Government Internet Purchasing Card is the nation's leading card by the amounts charged.

1.2 Operating Performance in 2010

- Net Interest : NT\$22,697,212,000
- Total Net Revenue and Gain Other than Interest :
NT\$9,570,490,000
- Allowance for Bad-debt Expenses : NT\$4,885,242,000
- Operating Expense : NT\$18,564,888,000
- Income before Income Tax : NT\$8,817,572,000
- Extraordinary Gain : NT\$167,671,000
- Net Income : NT\$7,649,999,000
- Basic Earnings Per Share : NT\$1.28
- Diluted Earnings Per Share : NT\$1.28

President

Zsai, Chin--Jung





Teng-Cheng Liu , Chairperson ; Chiu-Jung Tsai , President (front: from left to right)
Dah-Wei Wu , E.V.P. & General Auditor ; Wen-Long Lin , E.V.P. ; Chung-Dea Hsieh, E.V.P. ;
John S.C. Chou, E.V.P. ; Chen-Yuan Tu, E.V.P. ; Hong-Chen Lin, E.V.P. (from left to right)

1.3 Operating Strategies for 2011

- Fully utilize electronic banking services to stay abreast of clients' cash flow, expand demand deposits, lower funding costs, and increase the loan-deposit interest rate spread.
- Broaden operational scope and profit margin by arranging domestic and foreign syndicated loans, expanding financing for Taiwanese businesses in mainland China, and seeking balance between quantity and quality.
- Raise competitiveness in international financial services by establishing overseas branches and mechanisms for cooperation and exchange with Chinese banks in light of the opening up of cross-strait financial policy.
- Work with subsidiaries to create synergy in marketing strategies, expand the scope of financial management services, and increase the ratio of non-interest income.
- Intensify risk management skills, implement quality portfolio management and optimal capital allocation, and boost the TCB's capital adequacy ratio.
- Strengthen training for finance professionals at all levels in various skill sets, and enforce a strict code of conduct and safety management throughout the bank, and build up the expertise of financial talents.
- Carry through with the implementation and management of budget targets, guide the allocation of capital effectively, and upgrade overall operating performance in accordance with comprehensive development strategies.

1.4 Business Targets for 2011

- Deposit : NT\$ 2,141 billion(not including interbank deposits)
- Loan : NT\$ 1,832 billion
- Foreign Exchange Transactions : USD 82 billion
- Investment : NT\$ 393.1 billion
- Trust Business : NT\$ 140 billion
- Wealth Management Business : NT\$ 1.932 billion
- Securities : NT\$ 370 billion
- E-banking : NT\$ 340 billion in online banking transactions
- Credit Card Business : Credit card transactions amounts to NT\$ 18.8 billion and the trade volume of credit card acquiring business amounts NT\$ 60 billion

2. Bank Profile

2.1 Date of Establishment: Oct. 5, 1946.

2.2 History

Taiwan Cooperative Bank was established in 1946 through the reorganization of the "Taiwan Industry Bank" in the Japanese-occupation era. Total equity in the amount of 25 million Old Taiwan Dollars was provided by the Taiwan Provincial Government along with cooperative groups, farmers' associations, fishermen's associations, and irrigation associations. The equity capital was divided into 250 thousand shares, with each one worth of NT\$100. The government held 150 thousand shares and each group was allotted 10 thousand shares each. Throughout the past 60 years, the operating scale of the Bank has been constantly expanded thanks to the efforts of the entire staff, and at the end of 2010 its capitalization stood at NT\$60.24 billion.

TCB achieved corporate status under the provisions of Article 52 of the Banking Law in May 1985. It was reorganized as the Taiwan Cooperative Bank Co., Ltd. on Jan. 1, 2001; went public in June 2003; was listed on the stock market on Nov. 17, 2004; underwent a Chinese name change in 2006; and merged with The Farmers Bank of China on May 1 of the same year. As of Dec. 31, 2010, the Bank boasts a total of 308 domestic and overseas branches (including the Manila Branch, Los Angeles Branch, Seattle Branch, Hong Kong Branch, Suzhou Branch, and Beijing Representative Office), creating the most extensive network of branches among all Taiwan banks and positioning itself as a market leader in share of deposits and loans. According to the Banker Magazine in July 2010, TCB was ranked 158th by asset size among the top 1000 banks in the world, second only to Bank of Taiwan domestically.

On Dec. 23, 1992, TCB, Bank of Taiwan, Land Bank of Taiwan, and Taiwan Business Bank jointly established United Taiwan Bank (UTB) in Belgium, with TCB taking a 70% share of its equity. In Oct. 2009, TCB acquired a 10% stake of UTB from Taiwan Business Bank, increasing its hold on UTB to 80%. United Taiwan Bank underwent capital restructuring on July 20, 2010 and increased its capital by NT\$786 million (20 million Euros), purchased by TCB for a total investment amount of NT\$1.812 billion and 90.02% share in equity. In addition, TCB established the solely-owned Co-operative Asset Management Co. on Oct. 18, 2005 and, on Mar. 22, 2006, boosted its equity to a total of NT\$3.5 billion. On Nov. 23, 2005, the solely-owned Co-operative-I Asset Management Corp. was established with an investment of NT\$500 million.



On Nov. 25, 2005 the Bank established the solely-owned Cooperative Insurance Brokerage Co. with an investment amount of NT\$10 million. Besides, in order to cooperate with the regulatory policies to stabilize the financial orders, the Taiwan Cooperative Bills Finance Corporation was established with an investment amount of NT\$529 million via Debt-for-Equity Swap. Moreover, to meet the minimum capital requirements established by the competent authority, Taiwan Cooperative Bills Finance Corporation had a capital injection of NT\$1.5 billion in cash in March 2009, which was totally purchased by TCB. TCB also acquired the shares held by the Bank of Panhsin on Dec. 30, 2010, for a total investment amount of NT\$2.2985 billion and 94.76% shareholding in the bills finance company.

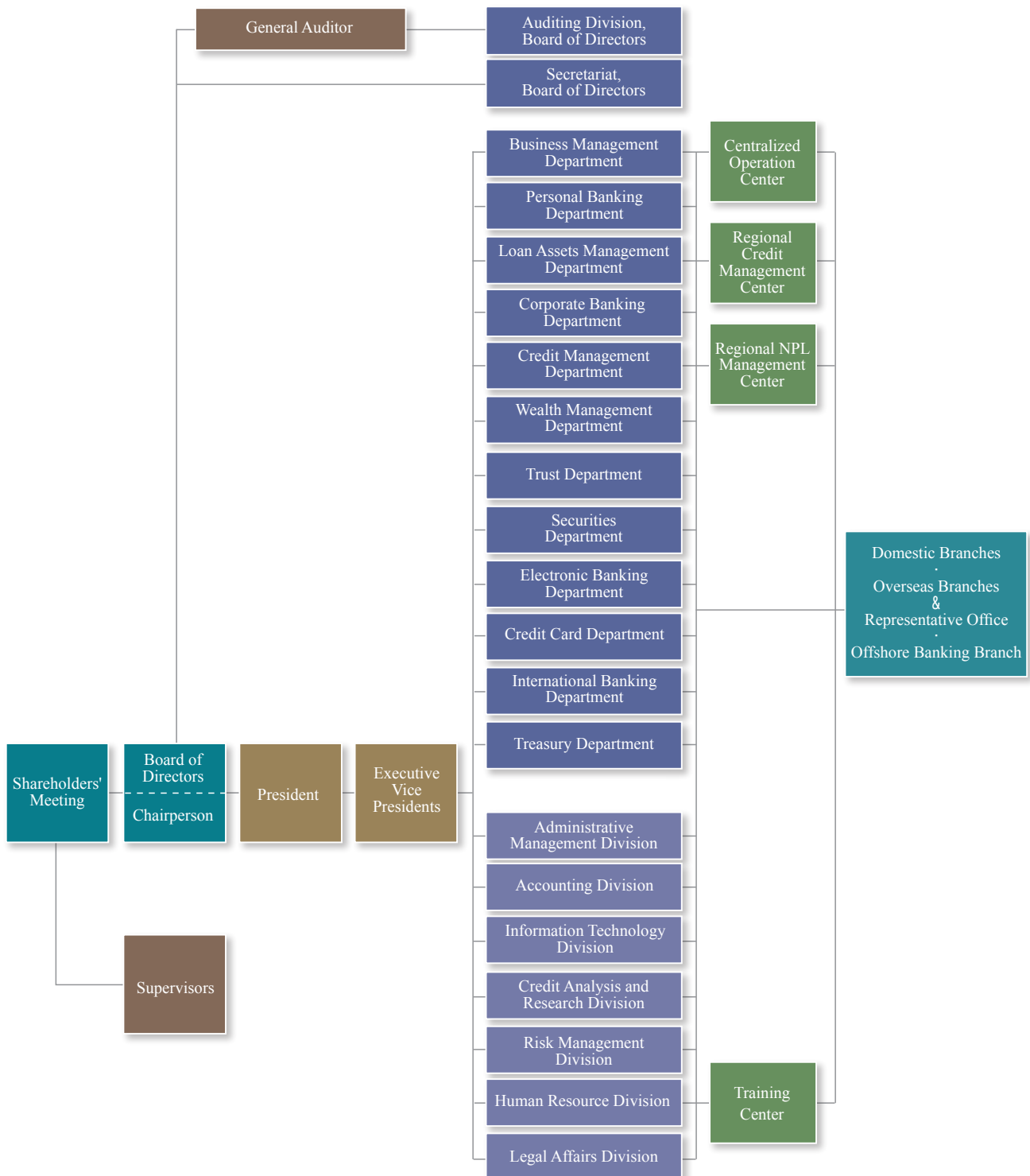
On Jan. 28, 2010, TCB and BNP Paribas Assurance established the BNP Paribas Assurance TCB Life Insurance Company, a joint venture in which TCB possesses 51% of equity, worth NT\$1,020 million, and BNP Paribas Assurance holds 49% of shares. In accordance with the regulations of the Insurance Act and regarding operational demand, the new company required a cash capital increase of NT\$2 billion, which was provided according to share percentage by the TCB and BNP Paribas Assurance, resulting in a total investment amount of NT\$2.04 billion for TCB with the shareholding ratio unchanged.

TCB and BNP Paribas Investment Partners have been granted approval to establish the BNP Paribas TCB Asset Management Company, projected to begin operations in the second quarter of 2011, with TCB holding 51% of the equities, worth NT\$153 million, and BNP Paribas Investment Partners 49%.

According to the TCB's Articles of Incorporation, the Bank is aiming for carrying out the missions of operating a banking business, developing national economic construction, and providing financial adjustment for the farming and fishery industries. In addition to providing financing for cooperative enterprises, the farming and fishery industries, and small and medium enterprises, TCB also offers deposit, loan, and foreign exchange services for business enterprises in general to facilitate funds utilization and promote overall economic development. This makes TCB a consolidated international bank for farming, fishery, cooperative, and business financing.

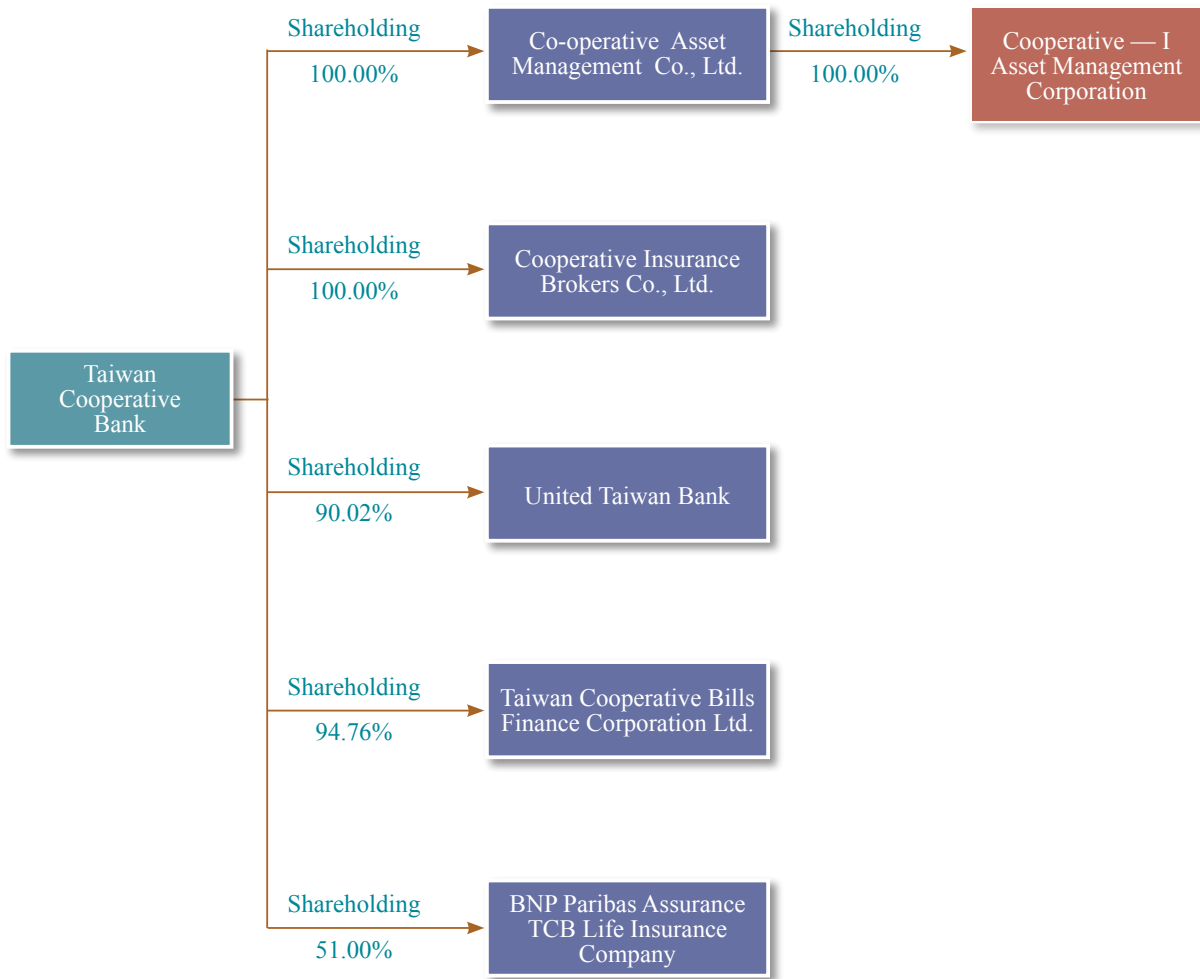
3. Organization Chart

As of Dec. 31, 2010



Bank's Subsidiaries Chart

As of Dec. 31. 2010



4. Board of Directors & Supervisors & Executive Officers

As of Apr. 26, 2011

| Board of Directors | Executive Officers |
|--|---|
| Chairperson | President |
| Teng-Cheng Liu | Chiu-Jung Tsai |
| Managing Directors | Executive Vice Presidents |
| Chiu-Jung Tsai | John S.C. Chou |
| Chuan-Chung Liu | Chung-Dea Hsieh |
| Tse-Ching Huang | Chen-Yuan Tu |
| Managing Director & Independent Director | Hong-Chen Lin |
| Chaw Yang | Wen-Lung Lin |
| Independent Directors | S.V.P. & G.M., Business Management Department |
| Keh-Chang Gee | Mei-Tsu Chen |
| Ming-Shenq Hwang | S.V.P. & G.M., Corporate Banking Department |
| Maq Lee | Cheng-Hsiu Chen |
| Directors | S.V.P. & G.M., Credit Management Department |
| Chang-Ruey Shiau | Cheng-Kang Chen |
| Dai-Ming Fann | S.V.P. & G.M., Treasury Department |
| Ming-Fwu Tsay | Pe-Chu Wu |
| Ting-Jeng Chan | S.V.P. & G.M., International Banking Department |
| Kuo-Tay Chen | Teng-Shan Tai |
| Yen-Shu Tsai | S.V.P. & G.M., Personal Banking Department |
| Chin-Chu Chen | Pei-Liang Chen |
| Ching-Tien Hsiao | S.V.P. & G.M., Wealth Management Department |
| Ming-Yuan Tsai | Shih-Hong Chao |
| A-Chi Hsieh | S.V.P. & G.M., Trust Department |
| Chih-Ching Lian | Fei-Ling Hu |
| E. V. P. & General Auditor | S.V.P. & G.M., Securities Department |
| Dah-Wei Wu | Shih-Chih Tsai |

| Board of Directors | Executive Officers |
|---|--|
| Resident Supervisor to be designated (Delegate of Huan Nan Bank) | S.V.P. & G.M., Electronic Banking Department Hsiang Hu S.V.P. & G.M., Credit Card Department Chun-Lung Chuo |
| Supervisors Len-E Chen (Delegate of Land Bank) E-Dawn Chen (Delegate of Land Bank) Ching-Tsan Lee (Delegate of Hsin Chu City Farmer's Association) Jui-Tsan Chou (Delegate of Taipei City of Credit Cooperatives) | S.V.P. & G.M., Loan Assets Management Department Ming-Sung Chen S.V.P. & G.M., Administrative Management Department Ming-Cheng Lee S.V.P. & G.M., Accounting Division Chen-Tsai Chou S.V.P. & G.M., Information Technology Division Yu-Mei Hwang S.V.P. & G.M., Credit Analysis and Research Division Meng-Yung Chang |
| | S.V.P. & G.M., Risk Management Division Shiaw-Yen Lun S.V.P. & G.M., Human Resource Division Sue-Chuan Wang |
| | S.V.P. & G.M., Legal Affairs Division Chih-Cheng Peng |



5. Top 10 Shareholders

As of Apr. 26, 2011

| Name | Shares | Shareholding |
|---|---------------|--------------|
| Ministry of Finance, R.O.C. | 2,218,710,242 | 36.83% |
| Chunghwa Post Co., Ltd. | 98,984,906 | 1.64% |
| Taiwan Provincial Farmers' Association | 71,175,727 | 1.18% |
| Management Board Public Service Pension Fund | 60,349,865 | 1.00% |
| Vanguard Emerging Markets Stock Index Fund, a Series of Vanguard International Equity Index Funds | 55,844,095 | 0.93% |
| China Life Insurance Co., Ltd. | 46,073,986 | 0.76% |
| Dimensional Emerging Markets Value Fund | 36,747,213 | 0.61% |
| Bank of Taipei | 33,186,704 | 0.55% |
| Abu Dhabi Investment Authority | 32,218,624 | 0.53% |
| iShares MSCI Taiwan Index Fund | 28,750,915 | 0.48% |



6. Main Business Plans for 2011

6.1 Operational Management

- Upgrade the bank's financial EDI internet banking and other electronic financial services and trading platform, to cut down clients' operational costs and position the Bank as a cash management center. TCB will further tap into sources of demand deposits by integrating its operations with inter-client cash flow services.
- Lower funding cost by grasping the financial market trends and flexibly adjusting deposit structures on a necessary basis. Furthermore, the Bank provides adaptable financial products for allowing clients to cross-allocate deposits and wealth management products.
- Expand demand deposits through the securing of government agency treasury deposits, corporate and organizational payroll accounts; acting as an intermediary for share capital increase for listed companies, cash dividend payments, securities settlement, payment of government compensations, tax collection and payment transfers; and serving as a custodian bank.
- Lower funding costs by substituting demand deposits for time deposits as loan collateral.

6.2 Corporate Banking

- Expand loan business deliberately for the balance between quantity, quality, as well as profitability.
- Continue promoting loans for small and medium enterprises through policy loans and Credit Guarantee Funds.
- Pursue role of lead arranger for domestic and foreign syndicated loans.
- Provide further financing services for Taiwanese businesses in mainland China.

6.3 Retail Banking

- Strengthen risk management mechanisms in all aspects, abide by the 5P loan principles, and strictly implement credit and evaluation procedures.
- Increase returns by expanding prime mortgages and small scale consumer loans in accordance with government policy loans.

- Provide complete and convenient collection services for clients through the e-Billing Integrated Services Platform.
- Fulfill clients' needs for an integrated information system with the provision of customized electronic cash flow planning services.
- Expand operations and increase returns for credit card issuance and payments.

6.4 Treasury Management

- According to the recovery of the global economy, the trend of the NT dollar, and the change of worldwide inflation, it is more important than ever to select investment targets that with growth potential. The way to avoid the risk of rising interest in the future, the duration adjustments and Interest Rate Swap (IRS) are some of the possible strategic solutions for holding the fixed income securities. About the foreign exchange trading, we will consider the price, the demands of the commodity market and its relationship with commodity currencies in order to trade with the trend and earn profits from exchange rate differences.
- Expand profit sources by continuing to develop and promote appropriate derivative and customized financial products in accordance with the regulations of the competent authority, based on market trends and clients' needs.
- Increase service locations in the Asia-Pacific region for Taiwanese businesses with preparations to set up TCB branches in Sydney and Ho Chi Minh City.
- Consolidate business in China by extending services to foreign investors and Taiwanese business in mainland and developing plans for a third service location in the mainland.

6.5 Wealth Management

- Amplify the Bank's channels by setting up wealth management teams at each branch to integrate term deposits, foreign exchange, and loan services.
- Cultivate client base for wealth management through promotional online products.
- Satisfy clients' one-stop-shopping needs for financial products by offering a rich selection of foreign and domestic funds.
- Enlarge scope of fund custody and other derivative services by pursuing strategic partnerships with securities investment trust companies.

7. Market Analysis

7.1 Areas of Service

As a consolidated bank providing services in corporate banking, retail banking, and wealth management, the TCB offers a multitude of financial services through a nation-wide network of branches, which, as the end of 2010, includes a total of 302 domestic branches, with 69 in Taipei City, 43 in Kaohsiung, 42 in Taichung, and 41 in New Taipei City. The Bank is also poised to serve overseas clients through its overseas units, located in Seattle, Los Angeles, Hong Kong, Suzhou, and Manila, as well as a representative office in Beijing.

7.2 Future Demand and Supply in the Market, and Growth Potential

On the supply side, the development and deployment of Taiwan's banks in mainland China has accelerated with the signing of ECFA agreement by both sides of the strait. Currently, six Taiwanese banks have operations in the mainland, with many more on their heels eager to expand upon the immense opportunities of Taiwanese businesses in China. At the same time, competition in the local banking industry has intensified due to the introduction of Chinese banks in Taiwan, as well as the active participation of a number of foreign financial institutions in the domestic market through acquisition of Taiwan's smaller banks.

On the demand side, the global economic upswing and increasing cross-strait financial exchange has spurred on corporate demand for capital. As the economy continues to grow steadily, rising salary levels will provide more demand for consumer and wealth management services.

7.3 Competitive Niches

- Development into a benchmark bank

Over the decades since the 1946 reorganization from the "Taiwan Industry Bank" during the period of Japanese occupation, TCB has steadily developed into one of Taiwan's leading banks in terms of asset scale and market share of deposits and loans, and has become the island's leader in SME loans and the arranger of syndicated loans. In addition to the establishment of BNP Paribas Assurance

TCB Life Insurance Company, a joint venture between the TCB and France-based BNP Paribas Assurance, the Bank has made strides into securities and investment trusts, reshaping itself into a consolidated financial institution.

- A strong advantage in marketing channels

TCB possesses a considerable advantage in the retail market, with a battalion of highly trained financial professionals ready to assist our clients at over 300 domestic and overseas locations.

- Large client base

For the past 65 years, since its inception, TCB has won the clients' trust and praise of clients by the bank's steady and down-to-earth operating principle. Furthermore, TCB offers clients with one-stop-shopping for integrated marketing of loans, wealth management, e-finance, and insurance, forging a win-win relationship between the Bank and clients.

- Financial platform for greater China region and aggressive development of overseas markets

The TCB Suzhou Branch was officially launched in Dec. 2010, and with the strategic deployment of OBUs, the operations of the Hong Kong Branch, and the signing of a "Memorandum of Understanding" with Chinese banks, the TCB will expand its already extensive domestic and overseas channels to provide comprehensive financial services in the Greater China Region. In addition, the Bank is aggressively applying for branches in Ho Chi Minh City and Sydney and advancing steadily toward its goal of becoming an excellent bank in Asian-Pacific region.

7.4 Favorable and Unfavorable Factors in Future Development, and Countermeasures

- Favorable factors

- With global economic growth projected at 3.3% by the World Bank and a 5.03% domestic economic growth rate estimated by the Directorate-General of Budget, Accounting and Statistics, the favorable outlook for the 2011 economy looks to lead increases in private consumption and corporate financing.



- Following the signing of the ECFA, cross-strait financial relations gathers momentum as Taiwanese banks continue to plan, establish, and operate representative offices and branches in the mainland. The creation of mechanisms for cooperation and exchange with Chinese banks will be a boon to grasping new business opportunities, enlarging scope of operations, and providing better services for Taiwanese businesses in China. The representative office in Beijing and the newly established Suzhou Branch (Dec. 2010) are among the first Taiwanese bank branches to take root in mainland China.
- The Taiwan Central Bank raised interest rates three times in 2010, broadening the loan-deposit interest rate spread and creating stronger earning power for financial institutions. By the end of 2010, Taiwanese banks boasted some of the highest asset quality as the NPL ratio dropped to 0.61% and the loan-loss coverage ratio increased to 158%.
- Unfavorable factors
 - Many global economic challenges face us in 2011, including low US interest rates, the European sovereign debt crisis, and capital flow regulation in emerging economies. The exchange rate fluctuations brought about by these factors, combined with the austerity measures adopted by the US and Europe as well as possible spikes in oil and raw material prices, could all contribute to dampening momentum for global economic recovery.
 - Since the ECFA signed, the Bank of China, Bank of Communications, China Construction Bank, and China Merchants Bank have all received approval to establish representative offices in Taiwan. Although Chinese banks will struggle to find equal footing among Taiwan's banks in the short term, their active participation in the Taiwan market is sure to intensify competition for Taiwanese businesses in the future.
 - In the second half of 2010, the appreciation of the NT dollar had a strong impact on the export and competitiveness of Taiwan's small and medium enterprises, most of whom are not equipped to handle large fluctuations in exchange rate and are largely dependent on exports.
 - Catalysts such as the loose monetary policies implemented around the world and the opening up of economy and trade relations across the strait have caused housing prices in northern Taiwan to skyrocket. As a result, the government has introduced a number of policies aimed at regulating the housing market, with financial institutions growing more cautious in regards to mortgage loans, since higher housing prices also mean increased credit risk.

- Countermeasures

- The current customers will be consolidated and maintained with a good interactive relationship. With scheming appropriate loans and limits for striving for new business opportunities timely.
- Risk management will be thoroughly implemented to enhance the quality of the Bank's investment and loan assets for preventing the occurrence of bad debt. The standardized approach to operational risk has been adopted as of the first quarter of 2011 in order to strengthen the Bank's operational risk management capability.
- Electronic channels will be promoted and the collection business will be strengthened in order to increase demand deposits, improve the deposit structure, and lower the funding cost.
- Combine all the the business groups services provided in bills financing, asset management, and general and life insurance through a broad channel of over 300 established locations and future securities and financial holdings, the TCB has the advantage of overseas deployment in Europe, America, and the Asia-Pacific region to generate marketing synergy and increase non-interest income.
- In light of burgeoning cross-strait financial relations, the TCB will deliberately and systematically set up branches in mainland China and establish a mechanism for cooperation and contact with Chinese banks so as to expand financial services for Taiwanese businesses.
- Rapid economic and financial changes manifest the importance of cultivate professional. TCB will continue to emphasize the personnel training, fostering talents with profession, character, and international perspective.

8. Risk Management

8.1 Credit Risk Management System

- Credit risk strategies, goals, policies, and procedures
 - TCB's credit-risk strategies are established in accordance with overall risk management targets, and are used to identify, measure, monitor, and control different items of risk through an effective risk management mechanism to fulfill the requirements of Basel II Accord.



- The Bank implements pre-loan audit and post-loan follow-up management, and makes judgments in accordance with information provided by the Joint Credit Information Center, Taiwan Clearing House, and credit rating agencies. Risk management is also carried out in the consideration of trends in industrial growth and the needs of regional development, and on the basis of five principles: safety, liquidity, fairness, profitability, and growth potential.
- To establish an objective credit investigation mechanism, the Bank implements credit-risk scoring and rating tools that use systematic and objective models to quantify risk and keep it within acceptable limits.
- Organization and framework of credit risk management
 - The Board of Directors is the Bank's highest policymaking body for risk management, and bears ultimate responsibility for the Bank's credit risk.
 - The Risk Management Committee operates the credit risk management mechanism in accordance with credit risk decisions approved by the Board of Directors, reviews credit risk regulations, provides interdepartmental coordination on matters regarding credit risk management, and continuously monitors the performance of implementation.
 - The Bank's risk management division carries out the planning, establishing and coordinating of the Bank's credit risk management practices, regularly summarizes information related to the Bank's credit risk management for the reviews by Board of Directors and Risk Management Committee, and also carries out risk capital requirement calculation and risk information disclosure in accordance with the authorities' regulation.
 - The headquarters and branches have established Credit Management Committees to review loan cases, and to approve or reject loan applications in accordance with their level of loan authorization.
 - The Auditing Division of the Board of Directors carries out its audits independently, with at least one inspection per year of businesses related to credit risk and provides suggestions for improvement whenever necessary.
 - A Loan Assets Management Committee has been set up to review the disposition and writing off of nonperforming loans and loans for collection, and the writing off of losses from the disposition of assumed collateral, so as to strengthen the management of NPLs and loans for collection.

- The Corporate Banking Department is responsible for loan review work and for supervising the business units in post-loan review and follow-up management. In case of irregularity in the operation of business units or in important loan cases, special reviews will be carried out as necessary, the causes of the irregularities will be investigated and reviewed.
- Scope and characteristics of the credit risk reporting and measuring system
 - The Bank submits a regular Credit Risk Information Report (including information on risk positions, asset quality, limits utilization, and exceptional incidents) to senior management levels (the Risk Management Committee) and the Board of Directors to serve as a reference in decision-making.
- Hedging policy, and strategies and procedures for monitoring the continuing effectiveness of risk-hedging tools
 - TCB has established the Loan and Investment Policy and Credit Risk Management Criteria, which sets regulations for the concentration of different kinds of credit risk and for dealings with materially interested parties so as to manage credit risk effectively and reinforce the Bank's credit risk management mechanism.
 - The Bank observes the limit regulations established by the competent authority in its loan and investment businesses.
 - The Bank sets limits for the same enterprise, business group, industry, country, and type of collateral, and monitors the limits constantly. It also readjusts the limits on a regular or as-needed basis so as to avoid the excessive concentration of risk and assure the Bank's stable operation.
 - To mitigate risk, the Bank carries out its loans or investment business by soliciting suitable collateral or guarantees in accordance with the credit situation of loan clients.
- Method adopted for legal capital charge
 - Standardized approach

8.2 Operational Risk Management System

- Strategies and procedures
 - The Bank's strategy for dealing with operational risk is to evaluate the severity and probability of the occurrence of exposure to potential operational risks that have been identified, and then adopt risk hedging, transfer or mitigation, reduction, assumption, or other countermeasures to maintain operational safety and a healthy operating structure that will reduce losses from operational risk.
 - The process of operational risk management includes identification, measuring, monitoring, and reporting. A healthy operational risk management mechanism is used to identify such internal and external factors as business characteristics, personnel, systems, and operating environment; risk is then measured with regard to causes, results, incidence, and impact, and indexes such as operational procedures, personnel, systems, and external incidents are monitored regularly.
- Organization and framework
 - The Board of Directors is the Bank's highest unit of policymaking for operational risk management, and the Risk Management Committee monitors the performance of management and implementation in accordance with the policies of the Board of Directors.
 - The Risk Management Division formulates bank-wide strategies and procedures for operational risk management, designs and introduces operational risk management mechanisms and tools, establishes and manages the bank-wide loss databank, and reports on operational risk incidents and gives suggestions to the Risk Management Committee and Board of Directors on a regular basis.
 - Units and personnel at all levels of the Bank shall observe the Bank's operational rules, taking care of any operational risks that arise and reporting them immediately. Headquarters units shall manage and supervise the performance of units throughout the bank in carrying out risk management.
 - The Auditing Office of the Board of Directors carries out an inspection of the risk management mechanism and loss incident reporting of each unit regularly.

- Scope and characteristics of operational risk reporting and measurement system
 - To effectively identify, measure, monitor, and report on all potential operational risks in everyday business practices, the Bank has established Loss Data Collection(LDC), Risk and Control Self-Assessment(RCSA), Key Risk Indicators(KRI), and centralized management the bank-wide operational risk database.
 - Identify the risk level by RCSA, and take necessary improvements to reduce the high operational risk.
 - Estimate and reduce the operational risk exposures and occurrence probabilities by monitor the operational risk indicators converted from the operational risk factors into quantitative and long-term monitoring .
 - The Bank designs operational risk reporting and management mechanism and establishes active procedures for risk management so as to swiftly handle and follow up on major operational risk incidents.
 - Monitor and analyze exposed operational risk for all units of the Bank, supervise the implementation of management tools, and submit reports and necessary improvements to the Risk Management Committee and Board of Directors on a regular basis.
- Risk hedging and risk mitigation policies, and monitoring of strategies and procedures for the continuing effectiveness of hedging and mitigation tools
 - Operational rules have been established and implemented in everyday operations; a reporting mechanism for incidents causing losses has been set up, together with self-assessment by the different units and the auditing work of Bank headquarters; and reports are compiled and submitted with the purpose of preventing, and reducing, operational risk.
 - In its operational risk mitigation policy the Bank uses insurance or outsourcing to transfer or mitigate operational risk. It takes out comprehensive banking insurance (including coverage for disloyal behavior by employees, business venues and goods during shipment, counterfeiting of bills and securities, counterfeiting of money, and negligent loss), and fire insurance. Operational risk in outsourcing is prevented by following the rules of the Criteria for the Outsourcing of Operations by the Taiwan Cooperative Bank.

- Method adopted for legal capital charge
 - Basic Indicator Approach.

8.3 Market Risk Management System

- Strategies and procedures
 - The Bank bases its market risk management policies on its overall risk management goals and product characteristics, sets investment authorization limits and stop-loss rules, and regularly evaluates and collates management information reports so as to effectively control market risks.
- Organization and framework
 - The Board of Directors is the Bank's highest policymaking body for risk management, and bears ultimate responsibility for the Bank's market risk.
 - The Bank's Risk Management Committee operates the market risk management mechanism in accordance with management decisions approved by the Board of Directors, reviews the limits for different kinds of market risk as well as limits at the sectoral level, and reviews changes in business strategies and market conditions on a scheduled basis or whenever necessary.
 - The Bank's Risk Management Division carries out the work of overall market risk management bank-wide, playing the role of a centralized middle office.
 - The mid-office personnel of the different trading units follow the Bank's market risk management regulations in managing everyday operations in real time, monitor different limits actively, and submit regular reports to the Risk Management Division.
 - The Auditing Division of the Board of Directors carries out its audits independently, with at least one inspection per year of businesses related to market risk and provide suggestions for improvement whenever necessary.



- Scope and characteristics of market risk reporting and measurement system
 - TCB's market risk management procedures include identification, assessment, measuring, monitoring, and reporting. Risk management personnel of the different units analyze market risk positions within the scope of their responsibilities; assessment and measurement methods include statistical basic measurement methods, sensitivity analysis, and scenario analysis. Monitoring is used to determine whether trading units as well as the overall and individual trading procedures for financial products, including changes in position, changes in profit and loss, trading models, and trading instruments, conform to the rules, and whether they are carried out within limits and scope of authorization.
 - The different trading units report trading information to their superior units on a real-time, daily, or scheduled basis, and assure the accuracy and validity of the information. The Risk Management Division submits regular reports and suggestions to the Risk Management Committee and the Board of Directors on the bank-wide implementation of market risk management, including such factors as market risk positions, risk levels, profit and loss, limits utilization, and the status of conformance with market risk management regulations.
- Hedging and mitigation policy, and monitoring of the continuing effectiveness of hedging and risk mitigation policies and procedures
 - The Bank's current risk-avoidance activity is used primarily to avoid the risk of foreign exchange and interest rate changes when investing in foreign-currency capital and securities, and hedging tools are confined mainly to derivative swaps. To assess changes in profit and loss from hedging activities, derivatives traded in hedging transactions are evaluated at least twice a month as to their market value and are combined with the evaluation of profit and loss on hedged products in reports that are submitted to the Bank's risk management officials at least twice a month.
- Method adopted for legal capital charge
 - Standardized approach

WITH US,
YOUR FUTURE IS
BUILT ON SOLID GOLD



For over 60 years, we have been the most trusted banking partner for all types of businesses, financing their pathways to success. With over 8000 staff and 300 branches throughout Taiwan, we stand by each and every customer, corporate or individual, to deliver a comprehensive and reliable financial service.

Taiwan Cooperative Bank



9. Statement of Internal Control

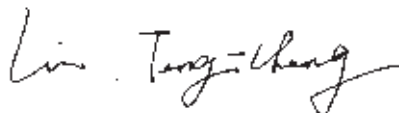
Taiwan Cooperative Bank Co., Ltd.

Statement of Internal Control

On behalf of the Taiwan Cooperative Bank Co., Ltd. (TCB) we declare that during the period of Jan. 1, 2010 through Dec. 31, 2010, TCB did conform to the provisions of the Implementation Rules for Banks' Internal Control and Auditing Systems by establishing an internal control system, carrying out risk management, and having audits carried out by an impartial and independent auditing unit, with reports submitted on a regular basis to the Boards of Directors and Supervisors. In its operation of the securities business, TCB assessed the effectiveness of the establishment and implementation of its internal control system in accordance with the items for judgment of the effectiveness of internal control system as contained in the Regulations Governing the Establishment of Internal Control System by Service Enterprises in Securities and Futures Markets promulgated by the Securities and Futures Bureau of the Financial Supervisory Commission. Careful assessment shows that besides the enhancement of internal control on confidentiality information, process of tax and fee collections, and anti-money laundry training, TCB's units did effectively carry out internal control and regulatory compliance during this year. This Statement will become a major part of TCB's annual report and its public announcements, and will be made public. Any fraudulent statements, undisclosed items, or other illegality will incur legal responsibility under Articles 20, 32, 171, and 174 of the Securities and Exchange Act.

Submitted to the Financial Supervisory Commission, Executive Yuan

Attestor
Chairperson:



President:



General Auditor:



Compliance Officer:



Jan. 26, 2011

10. Supervisors' Report

We have examined, in accordance with Article 219 of the Company Law, the financial statements and consolidated financial statements, proposed distribution of profit, and business reports in 2010 of the company as certified by Ryn-yan Chang and Hung-husiang Tsai of Deloitte & Touche, and have found no discrepancies.

Taiwan Cooperative Bank

Resident Supervisor:

Supervisor: *Chen Lien I*

Supervisor: *Z-Dawn Chen*

Supervisor: *Chou Jui-tsan*

Supervisor: *Lee Ching-tsan.*

Mar. 30, 2011



11. Financial Information

11.1 Condensed Balance Sheets of Recent Five Years

Unit:NT\$,000

| Item | 2010 | 2009 | 2008 | 2007 | 2006 | As of March 31,2011 |
|---|----------------------|----------------------|----------------------|----------------------|----------------------|----------------------|
| Cash,Cash Equivalents and Due from The Central Bank and Call Loans to Banks | 692,059,591 | 578,730,497 | 424,355,643 | 456,860,304 | 427,274,105 | 658,726,053 |
| Financial Assets at Fair Value Through Profit or Loss | 19,004,149 | 25,025,499 | 31,259,237 | 41,748,515 | 47,521,600 | 16,946,091 |
| Receivables, Net | 16,950,666 | 12,833,055 | 20,385,892 | 27,872,714 | 27,439,825 | 15,260,152 |
| Discounts and Loans, Net | 1,782,121,742 | 1,797,418,534 | 1,832,644,545 | 1,729,746,205 | 1,713,813,847 | 1,802,008,163 |
| Available-For-Sale Financial Assets | 45,092,091 | 49,771,450 | 64,785,297 | 60,247,280 | 61,907,516 | 43,999,645 |
| Held-to-Maturity Financial Assets | 9,235,055 | 8,366,968 | 8,171,079 | 7,527,062 | 3,163,176 | 9,063,185 |
| Equity Investments Under The Equity Method | 10,413,260 | 7,102,083 | 5,628,867 | 5,776,283 | 4,908,188 | 10,736,624 |
| Other Financial Assets, Net | 39,120,599 | 46,396,845 | 56,149,881 | 47,387,263 | 41,071,681 | 39,123,444 |
| Properties, Net(Note2) | 33,636,468 | 33,871,628 | 34,030,468 | 33,866,474 | 33,591,776 | 33,501,895 |
| Intangible Assets | 3,794,778 | 3,703,584 | 3,624,616 | 3,434,078 | 3,494,158 | 3,868,925 |
| Other Assets, Net | 4,776,869 | 5,312,729 | 6,096,156 | 7,078,466 | 9,229,352 | 4,877,371 |
| Total Assets | 2,656,205,268 | 2,568,532,872 | 2,487,131,681 | 2,421,544,644 | 2,373,415,224 | 2,638,111,548 |
| Due to The Central Bank and Other Banks | 205,176,797 | 194,092,258 | 202,656,838 | 254,816,364 | 254,411,303 | 182,597,741 |
| Financial Liabilities at Fair Value Through Profit Or Loss | 8,514,028 | 4,826,571 | 4,525,836 | 2,650,154 | 3,403,282 | 5,047,247 |
| Securities Sold under Repurchase Agreements | 48,236,612 | 54,241,801 | 55,961,852 | 43,247,160 | 57,157,571 | 43,637,860 |
| Deposits and Remittances | 2,144,954,360 | 2,065,393,420 | 1,983,480,938 | 1,885,247,837 | 1,823,373,039 | 2,149,519,617 |
| Bank Debentures | 75,470,000 | 84,420,000 | 77,771,000 | 84,321,000 | 77,864,000 | 75,470,000 |
| Accrued Pension Cost | 2,113,254 | 1,906,142 | 1,763,570 | 1,645,063 | 1,293,153 | 2,187,240 |
| Other Financial Liabilities | 12,533,698 | 3,764,909 | 4,554,131 | 4,608,630 | 4,942,175 | 18,122,565 |
| Other Liabilities | 40,603,956 | 49,626,818 | 49,215,324 | 42,569,710 | 53,238,451 | 40,750,444 |
| Total Liabilities | | | | | | |
| Before Distribution | 2,537,602,705 | 2,458,271,919 | 2,379,929,489 | 2,319,105,918 | 2,275,682,974 | 2,517,332,714 |
| After Distribution | (Note1) | 2,459,349,019 | 2,384,237,889 | 2,321,627,561 | 2,279,411,012 | - |
| Capital Stock | 60,240,500 | 54,855,000 | 54,855,000 | 47,700,000 | 45,000,000 | 60,240,500 |
| Capital Surplus-paid-in Capital in Excess of Par Value | 30,193,386 | 32,242,401 | 32,207,944 | 32,207,944 | 34,907,944 | 30,193,386 |
| Retained Earnings | | | | | | |
| Before Distribution | 22,495,041 | 19,153,442 | 16,586,850 | 18,732,715 | 12,720,380 | 24,745,803 |
| After Distribution | - | 18,076,342 | 12,278,450 | 16,211,072 | 8,992,342 | - |
| Revaluation Increments on Properties | 4,332,062 | 4,333,796 | 4,420,439 | 4,419,580 | 4,024,155 | 4,332,062 |
| Cumulative Translation Adjustments | 2,484 | 195,447 | 162,980 | 274,568 | 177,176 | 83,799 |
| Unrealized Gains on Financial Instruments | 1,339,090 | 1,379,021 | 867,133 | (896,081) | 902,595 | 1,183,284 |
| Treasury Stock | - | (1,898,154) | (1,898,154) | - | - | - |
| Total Stockholders' Equity | | | | | | |
| Before Distribution | 118,602,563 | 110,260,953 | 107,202,192 | 102,438,726 | 97,732,250 | 120,778,834 |
| After Distribution | (Note1) | 109,183,853 | 102,893,792 | 99,917,083 | 94,004,212 | - |

Note1 : Under an explanation issued by the Accounting Research and Development Foundation of the Republic of China, Taiwan Cooperative Bank, Ltd. should recognize bonus to employees and remuneration to directors and supervisors as compensation expenses effective January 1, 2008. These bonus and remuneration were previously recorded as appropriations from earnings.

The earning distribution for year 2010 hasn't been approved by the 2011 General Shareholders' Meeting.

Note2 : The Bank revalued its land on December 7, 2007. The revaluation increment was \$473,046 thousand.

11.2 Condensed Income Statement of Recent Five Years

Unit:NT\$,000

| Item | 2010 | 2009 | 2008 | 2007 | 2006 | As of March31,2011 |
|---|------------|------------|------------|------------|------------|-----------------------|
| Net Interest | 22,697,212 | 22,659,445 | 27,356,107 | 24,349,684 | 21,287,921 | 5,888,951 |
| Net Revenues and Gains Other than Interest | 9,570,490 | 9,432,487 | 6,912,973 | 10,214,607 | 12,060,593 | 1,891,696 |
| Allowance for Bad-Debt Expenses | 4,885,242 | 5,229,495 | 6,248,668 | 4,678,962 | 6,987,444 | 623,731 |
| Operating Expenses | 18,564,888 | 18,284,546 | 18,512,537 | 17,943,915 | 15,970,732 | 4,659,486 |
| Income before Income Tax | 8,817,572 | 8,577,891 | 9,507,875 | 11,941,414 | 10,390,338 | 2,497,430 |
| Extraordinary Gain | 167,671 | - | - | - | - | - |
| Net Income after Tax | 7,649,999 | 6,874,992 | 7,530,778 | 9,740,373 | 9,135,146 | 2,070,563 |
| Cumulative effect of Changes in Accounting Principles | - | - | - | - | 40,062 | - |
| Net Income | 7,649,999 | 6,874,992 | 7,530,778 | 9,740,373 | 9,175,208 | 2,070,563 |
| Basic Earnings Per Share(NT\$) (Note1) | 1.28 | 1.16 | 1.25 | 1.62 | 1.83 | 0.34 |
| Diluted Earnings Per Share(NT\$) (Note2) | 1.28 | 1.15 | 1.25 | - | - | 0.34 |

Note1: The weighted average number of shares outstanding for EPS calculation from 2006 to 2009 has been retroactively adjusted to reflect the effects of the stock dividends distributed in 2009.

Note2: Under an explanation issued by the Accounting Research and Development Foundation of the Republic of China, Taiwan Cooperative Bank, Ltd. should recognize bonus to employees and remuneration to directors and supervisors as compensation expenses effective January 1, 2008. These bonus and remuneration were previously recorded as appropriations from earnings.

If the Bank decides to settle the bonus to employees by cash or shares, the Bank should presume that the entire amount of the bonus will be settled in shares. If the resulting potential shares have a dilutive effect, these shares should be included in the weighted average number of shares outstanding used in the calculation of diluted EPS.



11.3 Key Ratios (%) of Recent Five Years

Unit : NTS,000 / %

| Item | | 2010 | 2009 | 2008 | 2007 | 2006 | As of March 31,2011 |
|---|--|------------|------------|------------|------------|------------|---------------------|
| Operating Ability | Ratio of Loans to Deposits | 83.92 | 87.87 | 93.23 | 92.62 | 95.15 | 84.65 |
| | Ratio of Overdue | 0.89 | 1.43 | 1.52 | 1.67 | 2.16 | 0.80 |
| | Ratio of Interest Cost to Annual Average Deposits | 0.68 | 0.87 | 1.91 | 1.85 | 1.72 | 0.73 |
| | Ratio of Interest Cost to Annual Average Loans Outstanding | 1.80 | 2.00 | 3.28 | 3.05 | 2.88 | 1.88 |
| | Total Assets Turnover (Times) | 0.01 | 0.01 | 0.01 | 0.01 | 0.01 | 0.01 |
| | Average Operation Revenue Per Employee | 3,666 | 3,574 | 3,854 | 3,931 | 3,951 | 3,551 |
| | Average Profit Per Employee | 869 | 766 | 847 | 1,108 | 1,082 | 945 |
| Profitability | Return on Tier I Capital | 8.93 | 9.12 | 10.45 | 13.88 | 13.90 | 2.43 |
| | Return on Assets | 0.29 | 0.27 | 0.31 | 0.41 | 0.42 | 0.31 |
| | Return on Shareholders' Equity | 6.69 | 6.32 | 7.18 | 9.73 | 11.30 | 6.92 |
| | Ratio of Net Income | 23.71 | 21.42 | 21.98 | 28.18 | 27.39 | 26.61 |
| | Earning Per Share(NT\$) | 1.28 | 1.16 | 1.25 | 1.62 | 1.83 | 0.34 |
| Financial Structure | Ratio of Liabilities to Assets | 95.53 | 95.69 | 95.67 | 95.75 | 95.86 | 95.42 |
| | Ratio of Fix Assets to Shareholder's Equity | 28.36 | 30.72 | 31.74 | 33.06 | 34.37 | 27.74 |
| Leverage Ratio | Ratio of Asset Growth | 3.41 | 3.27 | 2.71 | 2.03 | 20.73 | -0.68 |
| | Ratio of Profit Growth | 2.79 | -9.78 | -20.38 | 14.93 | 270.57 | 13.29 |
| Cash Flow | Ratio of Cash flow | 4.50 | 14.47 | 23.72 | 9.64 | 11.33 | - |
| | Ratio of Cash Flow Adequacy | 95.97 | 87.66 | 89.73 | 149.98 | 220.34 | - |
| | Ratio of Cash Flow for Operating to Cash Flow from Investing | 7.30 | 24.59 | 45.61 | 16.26 | - | - |
| Ratio of Liquiday Reserve | | 22.45 | 19.97 | 13.14 | 15.58 | 15.41 | 22.55 |
| Related Party Secured Loan of Total Loan | | 17,731,414 | 16,728,841 | 14,789,573 | 15,426,603 | 17,726,548 | 18,143,381 |
| Ratio of Related Party Secured Loan of Total Loan | | 1.10 | 0.90 | 0.78 | 0.86 | 1.02 | 1.24 |
| Operating Scale | Market Share of Assets | 7.39 | 7.53 | 7.43 | 7.79 | 7.72 | - |
| | Market Share of Net Worth | 5.13 | 5.11 | 5.28 | 5.40 | 5.40 | - |
| | Market Share of Deposits | 7.84 | 7.99 | 8.26 | 8.53 | 8.38 | - |
| | Market Share of Loans | 8.41 | 9.09 | 9.25 | 9.25 | 9.56 | - |

11.4 Credit Rating

| Credit Rating | | | | | | |
|---------------|---------------|------------|-----------------|------------|---------|--------------|
| Rating Agency | Global Rating | | National Rating | | Outlook | Release Date |
| | Long Term | Short Term | Long Term | Short Term | | |
| S&P/TRC | BBB+ | A-2 | twAA | twA-1+ | Stable | 2011.01.26 |
| Fitch | A- | F2 | AA(twn) | F1+(twn) | Stable | 2011.02.21 |

11.5 Domestic Ranking

| Item | Domestic Ranking |
|----------|------------------|
| Assets | 2 |
| Loans | 2 |
| Deposits | 2 |
| Branches | 1 |



11.6 Financial Statements

INDEPENDENT AUDITORS' REPORT

The Board of Directors and the Stockholders

Taiwan Cooperative Bank, Ltd.

We have audited the accompanying balance sheets of Taiwan Cooperative Bank, Ltd. as of December 31, 2010 and 2009, and the related statements of income, changes in stockholders' equity and cash flows for the years then ended. These financial statements are the responsibility of the Bank's management. Our responsibility is to express an opinion on these financial statements based on our audits.

We conducted our audits in accordance with the Rules Governing the Audit of Financial Statements of Financial Institutions by Certified Public Accountants and auditing standards generally accepted in the Republic of China. Those rules and standards require that we plan and perform the audit to obtain reasonable assurance about whether the financial statements are free of material misstatement. An audit includes examining, on a test basis, evidence supporting the amounts and disclosures in the financial statements. An audit also includes assessing the accounting principles used and significant estimates made by management, as well as evaluating the overall financial statement presentation. We believe that our audits provide a reasonable basis for our opinion.

In our opinion, based on our audits, the financial statements referred to above present fairly, in all material respects, the financial position of Taiwan Cooperative Bank, Ltd. as of December 31, 2010 and 2009, and the results of its operations and its cash flows for the years then ended, in conformity with the Guidelines Governing the Preparation of Financial Reports by Public Banks, Guidelines Governing the Preparation of Financial Reports by Futures Commission Merchants, Guidelines Governing the Preparation of Financial Reports by Securities Firms, requirements of the Business Accounting Law and Guidelines Governing Business Accounting relevant to financial accounting standards, and accounting principles generally accepted in the Republic of China.

We have also audited the consolidated financial statements of Taiwan Cooperative Bank, Ltd. and its subsidiaries as of and for the year ended December 31, 2010, on which we have issued an unqualified opinion thereon, in our report dated March 1, 2011 (not presented herewith).

Deloitte & Touche

March 1, 2011

Notice to Readers

The accompanying financial statements are intended only to present the financial position, results of operations and cash flows in accordance with accounting principles and practices generally accepted in the Republic of China and not those of any other jurisdictions. The standards, procedures and practices to audit such financial statements are those generally accepted and applied in the Republic of China.

For the convenience of readers, the auditors' report and the accompanying financial statements have been translated into English from the original Chinese version prepared and used in the Republic of China. If there is any conflict between the English version and the original Chinese version or any difference in the interpretation of the two versions, the Chinese-language auditors' report and financial statements shall prevail.



TAIWAN COOPERATIVE BANK, LTD.

BALANCE SHEETS

DECEMBER 31, 2010 AND 2009

(In Thousands of New Taiwan Dollars, Except Par Value)

| ASSETS | 2010 | 2009 | Percentage Increase (Decrease) % |
|---|------------------|------------------|----------------------------------|
| | Amount | Amount | |
| CASH AND CASH EQUIVALENTS | \$ 36,552,894 | \$ 45,170,092 | (19) |
| DUE FROM THE CENTRAL BANK AND CALL LOANS TO OTHER BANKS | 655,506,697 | 533,560,405 | 23 |
| FINANCIAL ASSETS AT FAIR VALUE THROUGH PROFIT OR LOSS | 19,004,149 | 25,025,499 | (24) |
| RECEIVABLES, NET | 16,950,666 | 12,833,055 | 32 |
| DISCOUNTS AND LOANS, NET | 1,782,121,742 | 1,797,418,534 | (1) |
| AVAILABLE-FOR-SALE FINANCIAL ASSETS, NET | 45,092,091 | 49,771,450 | (9) |
| HELD-TO-MATURITY FINANCIAL ASSETS | 9,235,055 | 8,366,968 | 10 |
| EQUITY INVESTMENTS UNDER THE EQUITY METHOD | 10,413,260 | 7,102,083 | 47 |
| OTHER FINANCIAL ASSETS, NET | 39,120,599 | 46,396,845 | (16) |
| PROPERTIES | | | |
| Land (including revaluation increments) | 22,483,932 | 22,484,953 | - |
| Buildings | 13,521,169 | 13,338,972 | 1 |
| Machinery and equipment | 5,558,880 | 5,454,612 | 2 |
| Transportation equipment | 713,775 | 700,693 | 2 |
| Other equipment | 1,322,494 | 1,318,329 | - |
| Leasehold improvements | 746,422 | 715,847 | 4 |
| | 44,346,672 | 44,013,406 | 1 |
| Less: Accumulated depreciation | 10,939,984 | 10,263,523 | 7 |
| Less: Accumulated impairment | 6,574 | 6,574 | - |
| | 33,400,114 | 33,743,309 | (1) |
| Construction in progress | 82,163 | 67,555 | 22 |
| Prepayment for equipment | 154,191 | 60,764 | 154 |
| Properties, net | 33,636,468 | 33,871,628 | (1) |
| INTANGIBLE ASSETS | 3,794,778 | 3,703,584 | 2 |
| OTHER ASSETS, NET | 4,776,869 | 5,312,729 | (10) |
| TOTAL | \$ 2,656,205,268 | \$ 2,568,532,872 | 3 |

TAIWAN COOPERATIVE BANK, LTD.

BALANCE SHEETS

DECEMBER 31, 2010 AND 2009

(In Thousands of New Taiwan Dollars, Except Par Value)

| LIABILITIES AND STOCKHOLDERS' EQUITY | 2010 | 2009 | Percentage Increase (Decrease) % |
|--|-------------------------|-------------------------|----------------------------------|
| | Amount | Amount | |
| DUE TO THE CENTRAL BANK AND OTHER BANKS | \$ 205,176,797 | \$ 194,092,258 | 6 |
| FINANCIAL LIABILITIES AT FAIR VALUE THROUGH PROFIT OR LOSS | 8,514,028 | 4,826,571 | 76 |
| SECURITIES SOLD UNDER REPURCHASE AGREEMENTS | 48,236,612 | 54,241,801 | (11) |
| PAYABLES | 36,796,109 | 46,303,278 | (21) |
| DEPOSITS AND REMITTANCES | 2,144,954,360 | 2,065,393,420 | 4 |
| BANK DEBENTURES | 75,470,000 | 84,420,000 | (11) |
| ACCRUED PENSION COST | 2,113,254 | 1,906,142 | 11 |
| OTHER FINANCIAL LIABILITIES | 12,533,698 | 3,764,909 | 233 |
| OTHER LIABILITIES | 3,807,847 | 3,323,540 | 15 |
| Total liabilities | <u>2,537,602,705</u> | <u>2,458,271,919</u> | 3 |
| CAPITAL | | | |
| Common stock at par value of NT\$10.00; authorized - 2010: 8,000,000 thousand shares, 2009: 6,000,000 thousand shares; issued - 2010: 6,024,050 thousand shares, 2009: 5,485,500 thousand shares | <u>60,240,500</u> | <u>54,855,000</u> | 10 |
| CAPITAL SURPLUS | | | |
| Additional paid-in capital from share issuance in excess of par value | 30,053,744 | 32,207,944 | (7) |
| Treasury stock transactions | 103,157 | - | - |
| Others | <u>36,485</u> | <u>34,457</u> | 6 |
| Total capital surplus | <u>30,193,386</u> | <u>32,242,401</u> | (6) |
| RETAINED EARNINGS | | | |
| Legal reserve | 13,315,593 | 11,253,095 | 18 |
| Unappropriated earnings | <u>9,179,448</u> | <u>7,900,347</u> | 16 |
| Total retained earnings | <u>22,495,041</u> | <u>19,153,442</u> | 17 |
| OTHER EQUITY | | | |
| Unrealized revaluation increments | 4,332,062 | 4,333,796 | - |
| Cumulative translation adjustments | 2,484 | 195,447 | (99) |
| Unrealized gain on financial instruments | 1,339,090 | 1,379,021 | (3) |
| Treasury stock - 100,000 thousand shares | - | (1,898,154) | 100 |
| Total other equity | <u>5,673,636</u> | <u>4,010,110</u> | 41 |
| Total stockholders' equity | <u>118,602,563</u> | <u>110,260,953</u> | 8 |
| CONTINGENCIES AND COMMITMENTS | | | |
| TOTAL | <u>\$ 2,656,205,268</u> | <u>\$ 2,568,532,872</u> | 3 |



TAIWAN COOPERATIVE BANK, LTD.

STATEMENTS OF INCOME YEARS ENDED DECEMBER 31, 2010 AND 2009 (In Thousands of New Taiwan Dollars, Except Per Share Amounts)

| | 2010 | 2009 | Percentage Increase (Decrease) % |
|---|----------------|----------------|---|
| | Amount | Amount | |
| INTEREST REVENUE | \$ 39,253,124 | \$ 42,980,512 | (9) |
| INTEREST EXPENSE | (16,555,912) | (20,321,067) | (19) |
| NET INTEREST | 22,697,212 | 22,659,445 | - |
| NET REVENUE AND GAIN (LOSS) OTHER THAN INTEREST | | | |
| Service fee income, net | 4,297,625 | 3,313,233 | 30 |
| Gain on financial assets and liabilities at fair value through profit or loss | 1,003,825 | 7,617,390 | (87) |
| Realized gain on available-for-sale financial assets | 336,374 | 290,094 | 16 |
| Gain (loss) from equity investments under the equity method, net | 230,305 | (91,355) | 352 |
| Foreign exchange gain (loss), net | 401,726 | (4,496,740) | 109 |
| Reversal of impairment loss (impairment loss) on assets | 135,462 | (510,368) | 127 |
| Gain on financial assets carried at cost | 255,575 | 286,801 | (11) |
| Gain on the sales of properties and nonoperating assets | 14,479 | 241,740 | (94) |
| Recovery of bad debts written off and overdue accounts | 2,388,043 | 2,405,930 | (1) |
| Other noninterest gain, net | 507,076 | 375,762 | 35 |
| Total net revenue and gain (loss) other than interest | 9,570,490 | 9,432,487 | 1 |
| TOTAL NET REVENUE | 32,267,702 | 32,091,932 | 1 |
| ALLOWANCE FOR BAD-DEBT EXPENSES | (4,885,242) | (5,229,495) | (7) |
| OPERATING EXPENSES | | | |
| Personnel | (12,850,754) | (12,497,823) | 3 |
| Depreciation and amortization | (1,127,069) | (1,146,351) | (2) |
| General and administrative | (4,587,065) | (4,640,372) | (1) |
| Total operating expenses | (18,564,888) | (18,284,546) | 2 |
| INCOME BEFORE INCOME TAX | 8,817,572 | 8,577,891 | 3 |
| INCOME TAX EXPENSE | (1,335,244) | (1,702,899) | (22) |

(Continued)

TAIWAN COOPERATIVE BANK, LTD.

STATEMENTS OF INCOME YEARS ENDED DECEMBER 31, 2010 AND 2009

(In Thousands of New Taiwan Dollars, Except Per Share Amounts)

| | 2010 | 2009 | Percentage Increase (Decrease) % |
|--------------------------------------|---------------------|---------------------|----------------------------------|
| | Amount | Amount | |
| NET INCOME BEFORE EXTRAORDINARY GAIN | \$ 7,482,328 | \$ 6,874,992 | 9 |
| EXTRAORDINARY GAIN | <u>167,671</u> | <u>-</u> | - |
| NET INCOME | <u>\$ 7,649,999</u> | <u>\$ 6,874,992</u> | 11 |

| | 2010 | | 2009 | |
|--------------------------------------|-------------------|------------------|-------------------|------------------|
| | Before Income Tax | After Income Tax | Before Income Tax | After Income Tax |
| BASIC EARNINGS PER SHARE | | | | |
| Net income before extraordinary gain | \$ 1.48 | \$ 1.25 | \$ 1.45 | \$ 1.16 |
| Extraordinary gain | <u>0.03</u> | <u>0.03</u> | <u>-</u> | <u>-</u> |
| Net income | <u>\$ 1.51</u> | <u>\$ 1.28</u> | <u>\$ 1.45</u> | <u>\$ 1.16</u> |
| DILUTED EARNINGS PER SHARE | | | | |
| Net income before extraordinary gain | \$ 1.47 | \$ 1.25 | \$ 1.44 | \$ 1.15 |
| Extraordinary gain | <u>0.03</u> | <u>0.03</u> | <u>-</u> | <u>-</u> |
| Net income | <u>\$ 1.50</u> | <u>\$ 1.28</u> | <u>\$ 1.44</u> | <u>\$ 1.15</u> |

(Concluded)



TAIWAN COOPERATIVE BANK, LTD.

STATEMENTS OF CHANGES IN STOCKHOLDERS' EQUITY YEARS ENDED DECEMBER 31, 2010 AND 2009

(In Thousands of New Taiwan Dollars)

| | Capital Stock | | Retained Earnings | | | Other Equity | | | Total Stockholders' Equity | |
|---|-----------------------|---------------|-------------------|---------------|-------------------------|-----------------------------------|------------------------------------|---|----------------------------|----------------|
| | Shares (In Thousands) | Common Stock | Capital Surplus | Legal Reserve | Unappropriated Earnings | Unrealized Revaluation Increments | Cumulative Translation Adjustments | Unrealized Gain (Loss) on Financial Instruments | | Treasury Stock |
| BALANCE, JANUARY 1, 2009 | 5,485,500 | \$ 54,855,000 | \$ 32,207,944 | \$ 8,993,862 | \$ 7,592,988 | \$ 4,420,439 | \$ 162,980 | \$ 867,133 | \$ (1,898,154) | \$ 107,202,192 |
| Appropriation of the 2008 earnings (Note) | - | - | - | - | (2,259,233) | - | - | - | - | - |
| Legal reserve | - | - | - | 2,259,233 | (4,308,400) | - | - | - | - | - |
| Cash dividends | - | - | - | - | (4,308,400) | - | - | - | - | (4,308,400) |
| Balance after appropriation | 5,485,500 | 54,855,000 | 32,207,944 | 11,253,095 | 1,025,335 | 4,420,439 | 162,980 | 867,133 | (1,898,154) | 102,893,792 |
| Net income in 2009 | - | - | - | - | 6,874,992 | - | - | - | - | - |
| Adjustment arising from changes in percentage of ownership in investees | - | - | 34,457 | - | - | - | - | - | - | 34,457 |
| Change in unrealized revaluation increments | - | - | - | - | - | (86,643) | - | - | - | (86,643) |
| Change in cumulative translation adjustments | - | - | - | - | - | - | 32,467 | - | - | 32,467 |
| Change in unrealized gain on financial instruments | - | - | - | - | - | - | - | 511,888 | - | 511,888 |
| BALANCE, DECEMBER 31, 2009 | 5,485,500 | 54,855,000 | 32,242,401 | 11,253,095 | 7,900,347 | 4,333,796 | 195,447 | 1,379,021 | (1,898,154) | 110,260,953 |
| Appropriation of the 2009 earnings (Note) | - | - | - | - | (2,062,498) | - | - | - | - | - |
| Legal reserve | - | - | - | 2,062,498 | (1,077,100) | - | - | - | - | (1,077,100) |
| Cash dividends | - | - | - | - | (3,231,300) | - | - | - | - | - |
| Stock dividends | 323,130 | 3,231,300 | - | - | - | - | - | - | - | - |
| Balance after appropriation | 5,808,630 | 58,086,300 | 32,242,401 | 13,315,593 | 1,529,449 | 4,333,796 | 195,447 | 1,379,021 | (1,898,154) | 109,183,853 |
| Issuance of common stock from capital surplus | 215,420 | 2,154,200 | (2,154,200) | - | - | - | - | - | - | - |
| Net income in 2010 | - | - | - | - | 7,649,999 | - | - | - | - | - |
| Reissuance of treasury stock to employees - 100,000 thousand shares | - | - | 103,157 | - | - | - | - | - | 1,898,154 | 2,001,311 |
| Adjustment arising from changes in percentage of ownership in investees | - | - | 2,028 | - | - | - | - | - | - | 2,028 |
| Change in unrealized revaluation increments | - | - | - | - | - | (1,734) | - | - | - | (1,734) |
| Change in cumulative translation adjustments | - | - | - | - | - | - | (192,963) | - | - | (192,963) |
| Change in unrealized loss on financial instruments | - | - | - | - | - | - | - | (39,931) | - | (39,931) |
| BALANCE, DECEMBER 31, 2010 | 6,024,050 | \$ 60,240,500 | \$ 30,193,386 | \$ 13,315,593 | \$ 9,179,448 | \$ 4,332,062 | \$ 2,484 | \$ 1,339,090 | \$ - | \$ 118,602,563 |

Note: For the years ended December 31, 2009 and 2008, the remuneration to directors and supervisors of \$52,885 thousand and \$57,929 thousand, respectively, and bonus to employees of \$423,076 thousand and \$463,443 thousand, respectively, were deducted from the income statements.

TAIWAN COOPERATIVE BANK, LTD.

STATEMENTS OF CASH FLOWS YEARS ENDED DECEMBER 31, 2010 AND 2009 (In Thousands of New Taiwan Dollars)

| | 2010 | 2009 |
|---|------------------|-------------------|
| CASH FLOWS FROM OPERATING ACTIVITIES | | |
| Net income | \$ 7,649,999 | \$ 6,874,992 |
| Extraordinary gain | (167,671) | - |
| Loss on valuation of financial instruments | 1,989,305 | 876,323 |
| Gain on the sale of available-for-sale financial assets | (276,750) | (267,480) |
| Loss (gain) from equity investments under the equity method, net of cash dividends received | (170,625) | 190,891 |
| Impairment loss (reversal of impairment loss) on assets | (135,462) | 510,368 |
| Depreciation and amortization expenses | 1,127,069 | 1,146,351 |
| Gain on the sale of properties, nonoperating assets and collaterals assumed, net | (21,459) | (249,558) |
| Allowance for bad-debt expenses | 4,885,242 | 5,229,495 |
| Other provisions | 24,374 | 38,003 |
| Amortization of premium or discount on bonds | 247,733 | 490,144 |
| Provision for pension costs | 207,112 | 142,572 |
| Salary expenses on share-based payment | 109,000 | - |
| Deferred income tax | (116,336) | (30,795) |
| Others | (31,674) | (49,385) |
| Net changes in operating assets and liabilities | | |
| Held-for-trading financial assets | 10,367,086 | 7,681,977 |
| Receivables | (4,188,869) | 4,800,345 |
| Other assets | (89,135) | (321,825) |
| Held-for-trading financial liabilities | (5,081,797) | (5,219,971) |
| Payables | (9,263,592) | 360,181 |
| Other liabilities | 459,307 | 78,034 |
| Net cash provided by operating activities | <u>7,522,857</u> | <u>22,280,662</u> |
| CASH FLOWS FROM INVESTING ACTIVITIES | | |
| Increase in due from the Central Bank and call loans to other banks | (121,946,292) | (149,797,290) |
| Acquisition of financial assets designated at fair value through profit or loss | (155,807) | - |
| Proceeds of the sale of financial assets designated at fair value through profit or loss | 2,364,433 | 3,256,114 |
| Decrease in discounts and loans | 10,468,184 | 30,439,261 |
| Acquisition of available-for-sale financial assets | (5,931,903) | (11,469,383) |
| Proceeds of the sale of available-for-sale financial assets | 10,177,964 | 26,950,442 |
| Increase in investments accounted for under the equity method | (2,890,775) | (1,627,279) |
| Acquisition of held-to-maturity financial assets | (1,940,706) | (1,442,568) |
| Proceeds of the sale of and return of principal on held-to-maturity financial assets | 628,985 | 1,164,917 |
| Acquisition of debt instruments with no active market | (8,227,860) | (3,320,405) |
| Proceeds of the sale of and return of principal on debt instruments with no active market | 14,626,308 | 13,139,466 |

(Continued)



TAIWAN COOPERATIVE BANK, LTD.

STATEMENTS OF CASH FLOWS YEARS ENDED DECEMBER 31, 2010 AND 2009

(In Thousands of New Taiwan Dollars)

| | 2010 | 2009 |
|---|---------------|---------------|
| Decrease (increase) in other financial assets | \$ 92,953 | \$ (130,529) |
| Acquisition of properties, intangible assets and nonoperating assets | (970,290) | (921,995) |
| Proceeds of the sale of properties, nonoperating assets and collaterals assumed | 157,205 | 377,759 |
| Decrease in other assets | 159,624 | 303,425 |
| Proceeds of the sale of nonperforming loans | 346,658 | 2,480,230 |
| Net cash used in investing activities | (103,041,319) | (90,597,835) |
| CASH FLOWS FROM FINANCING ACTIVITIES | | |
| Increase (decrease) in due to the Central Bank and other banks | 11,084,539 | (8,564,580) |
| Decrease in securities sold under repurchase agreements | (6,005,189) | (1,720,051) |
| Increase in deposits and remittances | 79,560,940 | 81,912,482 |
| Repayment of bank debentures | (20,950,000) | (1,451,000) |
| Issuance of bank debentures | 12,000,000 | 8,100,000 |
| Increase (decrease) in other financial liabilities | 8,768,789 | (789,222) |
| Increase (decrease) in other liabilities | 1,879 | (696) |
| Cash dividends | (1,077,100) | (4,308,400) |
| Proceeds of the disposal of treasury stock | 1,892,311 | - |
| Net cash provided by financing activities | 85,276,169 | 73,178,533 |
| EFFECTS OF EXCHANGE RATE CHANGES | 1,625,095 | (283,796) |
| INCREASE (DECREASE) IN CASH AND CASH EQUIVALENTS | (8,617,198) | 4,577,564 |
| CASH AND CASH EQUIVALENTS, BEGINNING OF YEAR | 45,170,092 | 40,592,528 |
| CASH AND CASH EQUIVALENTS, END OF YEAR | \$ 36,552,894 | \$ 45,170,092 |
| SUPPLEMENTAL CASH FLOW INFORMATION | | |
| Interest paid | \$ 16,745,286 | \$ 24,372,073 |
| Income tax paid | \$ 2,745,096 | \$ 774,592 |
| INVESTING ACTIVITIES AFFECTING BOTH CASH AND NON-CASH ITEMS | | |
| Price of acquiring investments accounted for under the equity method | \$ 3,094,775 | \$ 1,627,279 |
| Decrease in prepayments | (204,000) | - |
| Cash paid for acquisition of investments accounted for under the equity method | \$ 2,890,775 | \$ 1,627,279 |

(Concluded)



11.7 Consolidated Financial Statements

INDEPENDENT AUDITORS' REPORT

The Board of Directors and the Stockholders

Taiwan Cooperative Bank, Ltd.

We have audited the accompanying consolidated balance sheets of Taiwan Cooperative Bank, Ltd. and subsidiaries (collectively, the “Company”) as of December 31, 2010 and 2009, and the related consolidated statements of income, changes in stockholders' equity and cash flows for the years then ended. These consolidated financial statements are the responsibility of the Company's management. Our responsibility is to express an opinion on these consolidated financial statements based on our audits.

We conducted our audits in accordance with the Rules Governing the Audit of Financial Statements of Financial Institutions by Certified Public Accountants, the Rules Governing the Audit of Financial Statements by Certified Public Accountants and auditing standards generally accepted in the Republic of China. Those rules and standards require that we plan and perform the audit to obtain reasonable assurance about whether the consolidated financial statements are free of material misstatement. An audit includes examining, on a test basis, evidence supporting the amounts and disclosures in the consolidated financial statements. An audit also includes assessing the accounting principles used and significant estimates made by management, as well as evaluating the overall consolidated financial statement presentation. We believe that our audits provide a reasonable basis for our opinion.

In our opinion, based on our audits, the consolidated financial statements referred to above present fairly, in all material respects, the consolidated financial position of Taiwan Cooperative Bank, Ltd. and subsidiaries as of December 31, 2010 and 2009, and the results of their operations and their cash flows for the years then ended, in conformity with the Guidelines Governing the Preparation of Financial Reports by Public Banks, Guidelines Governing the Preparation of Financial Reports by Futures Commission Merchants, Guidelines Governing the Preparation of Financial Reports by Securities Firms, and accounting principles generally accepted in the Republic of China.



March 1, 2011

Notice to Readers

The accompanying consolidated financial statements are intended only to present the consolidated financial position, results of operations and cash flows in accordance with accounting principles and practices generally accepted in the Republic of China and not those of any other jurisdictions. The standards, procedures and practices to audit such consolidated financial statements are those generally accepted and applied in the Republic of China.

For the convenience of readers, the auditors' report and the accompanying consolidated financial statements have been translated into English from the original Chinese version prepared and used in the Republic of China. If there is any conflict between the English version and the original Chinese version or any difference in the interpretation of the two versions, the Chinese-language auditors' report and consolidated financial statements shall prevail.

TAIWAN COOPERATIVE BANK, LTD. AND SUBSIDIARIES

CONSOLIDATED BALANCE SHEETS

DECEMBER 31, 2010 AND 2009

(In Thousands of New Taiwan Dollars, Except Par Value)

| ASSETS | 2010 | 2009 | Percentage Increase (Decrease) % |
|---|------------------|------------------|----------------------------------|
| | Amount | Amount | |
| CASH AND CASH EQUIVALENTS | \$ 36,656,283 | \$ 45,364,214 | (19) |
| DUE FROM THE CENTRAL BANK AND CALL LOANS TO OTHER BANKS | 652,467,094 | 528,019,693 | 24 |
| FINANCIAL ASSETS AT FAIR VALUE THROUGH PROFIT OR LOSS | 29,022,709 | 33,297,426 | (13) |
| RECEIVABLES, NET | 24,987,261 | 23,094,880 | 8 |
| DISCOUNTS AND LOANS, NET | 1,786,050,719 | 1,801,113,000 | (1) |
| AVAILABLE-FOR-SALE FINANCIAL ASSETS, NET | 52,260,359 | 54,959,574 | (5) |
| HELD-TO-MATURITY FINANCIAL ASSETS | 9,235,055 | 8,466,968 | 9 |
| EQUITY INVESTMENTS UNDER THE EQUITY METHOD | 1,985,843 | 81,585 | 2,334 |
| OTHER FINANCIAL ASSETS, NET | 41,194,541 | 51,432,901 | (20) |
| PROPERTIES | | | |
| Land (including revaluation increments) | 22,487,946 | 22,489,680 | - |
| Buildings | 13,524,892 | 13,343,356 | 1 |
| Machinery and equipment | 5,568,888 | 5,470,655 | 2 |
| Transportation equipment | 716,477 | 706,828 | 1 |
| Other equipment | 1,335,719 | 1,334,303 | - |
| Leasehold improvements | 753,000 | 723,593 | 4 |
| | 44,386,922 | 44,068,415 | 1 |
| Less: Accumulated depreciation | 10,965,178 | 10,299,958 | 6 |
| Less: Accumulated impairment | 6,574 | 6,574 | - |
| | 33,415,170 | 33,761,883 | (1) |
| Construction in progress | 82,163 | 67,555 | 22 |
| Prepayment for land and buildings | 13,040 | - | - |
| Prepayment for equipment | 154,191 | 60,764 | 154 |
| Properties, net | 33,664,564 | 33,890,202 | (1) |
| INTANGIBLE ASSETS | 3,799,925 | 3,710,918 | 2 |
| OTHER ASSETS, NET | 5,358,097 | 5,919,504 | (9) |
| TOTAL | \$ 2,676,682,450 | \$ 2,589,350,865 | 3 |



| LIABILITIES AND STOCKHOLDERS' EQUITY | 2010 | 2009 | Percentage Increase (Decrease) % |
|--|-------------------------|-------------------------|----------------------------------|
| | Amount | Amount | |
| DUE TO THE CENTRAL BANK AND OTHER BANKS | \$ 205,124,740 | \$ 195,272,747 | 5 |
| COMMERCIAL PAPER ISSUED, NET | 1,979,320 | 2,376,721 | (17) |
| FINANCIAL LIABILITIES AT FAIR VALUE THROUGH PROFIT OR LOSS | 8,514,028 | 4,826,571 | 76 |
| SECURITIES SOLD UNDER REPURCHASE AGREEMENTS | 63,287,261 | 65,525,148 | (3) |
| PAYABLES | 36,925,069 | 46,376,132 | (20) |
| DEPOSITS AND REMITTANCES | 2,144,564,905 | 2,065,065,718 | 4 |
| BANK DEBENTURES | 75,470,000 | 84,420,000 | (11) |
| ACCRUED PENSION COST | 2,113,254 | 1,906,142 | 11 |
| OTHER FINANCIAL LIABILITIES | 15,018,500 | 8,195,331 | 83 |
| OTHER LIABILITIES | 4,768,310 | 4,378,882 | 9 |
| Total liabilities | <u>2,557,765,387</u> | <u>2,478,343,392</u> | 3 |
| STOCKHOLDERS' EQUITY OF PARENT COMPANY | | | |
| Capital stock | | | |
| Common stock at par value of NT\$10.00; authorized - 2010: 8,000,000 thousand shares, 2009: 6,000,000 thousand shares; issued - 2010: 6,024,050 thousand shares, 2009: 5,485,500 thousand shares | 60,240,500 | 54,855,000 | 10 |
| Capital surplus | | | |
| Additional paid-in capital from share issuance in excess of par value | 30,053,744 | 32,207,944 | (7) |
| Treasury stock transactions | 103,157 | - | - |
| Others | 36,485 | 34,457 | 6 |
| Total capital surplus | <u>30,193,386</u> | <u>32,242,401</u> | (6) |
| Retained earnings | | | |
| Legal reserve | 13,315,593 | 11,253,095 | 18 |
| Unappropriated earnings | 9,179,448 | 7,900,347 | 16 |
| Total retained earnings | <u>22,495,041</u> | <u>19,153,442</u> | 17 |
| Other equity | | | |
| Unrealized revaluation increments | 4,332,062 | 4,333,796 | - |
| Cumulative translation adjustments | 2,484 | 195,447 | (99) |
| Unrealized gain on financial instruments | 1,339,090 | 1,379,021 | (3) |
| Treasury stock - 100,000 thousand shares | - | (1,898,154) | 100 |
| Total other equity | <u>5,673,636</u> | <u>4,010,110</u> | 41 |
| Total stockholders' equity of parent company | 118,602,563 | 110,260,953 | 8 |
| MINORITY INTEREST | 314,500 | 746,520 | (58) |
| Total stockholders' equity | <u>118,917,063</u> | <u>111,007,473</u> | 7 |
| CONTINGENCIES AND COMMITMENTS | | | |
| TOTAL | <u>\$ 2,676,682,450</u> | <u>\$ 2,589,350,865</u> | 3 |

TAIWAN COOPERATIVE BANK, LTD. AND SUBSIDIARIES

CONSOLIDATED STATEMENTS OF INCOME YEARS ENDED DECEMBER 31, 2010 AND 2009

(In Thousands of New Taiwan Dollars, Except Per Share Amounts)

| | 2010 | 2009 | Percentage Increase (Decrease) |
|---|---------------|---------------|--------------------------------|
| | Amount | Amount | % |
| INTEREST REVENUE | \$ 39,497,454 | \$ 43,212,687 | (9) |
| INTEREST EXPENSE | (16,639,067) | (20,438,942) | (19) |
| NET INTEREST | 22,858,387 | 22,773,745 | - |
| NET REVENUE AND GAIN (LOSS) OTHER THAN INTEREST | | | |
| Service fee income, net | 4,504,713 | 3,503,959 | 29 |
| Gain on financial assets and liabilities at fair value through profit or loss | 1,004,517 | 7,635,477 | (87) |
| Realized gain on available-for-sale financial assets | 340,682 | 320,654 | 6 |
| Gain (loss) from equity investments under the equity method, net | (110,715) | 9,427 | (1,274) |
| Foreign exchange gain (loss), net | 401,832 | (4,498,914) | 109 |
| Reversal of impairment loss (impairment loss) on assets | 135,462 | (510,368) | 127 |
| Gains on financial assets carried at cost | 256,317 | 287,543 | (11) |
| Gains on the sale of nonperforming loans | 752,754 | 533,967 | 41 |
| Gains on the sale of properties and nonoperating assets | 20,839 | 242,360 | (91) |
| Recovery of bad debts written off and overdue accounts | 2,388,043 | 2,405,930 | (1) |
| Other noninterest gain, net | 497,257 | 285,495 | 74 |
| Total net revenue and gain other than interest | 10,191,701 | 10,215,530 | - |
| TOTAL NET REVENUE | 33,050,088 | 32,989,275 | - |
| ALLOWANCE FOR BAD-DEBT EXPENSES | (5,322,143) | (5,839,693) | (9) |
| OPERATING EXPENSES | | | |
| Personnel | (13,002,038) | (12,661,986) | 3 |
| Depreciation and amortization | (1,134,102) | (1,154,570) | (2) |
| General and administrative | (4,679,672) | (4,732,571) | (1) |
| Total operating expenses | (18,815,812) | (18,549,127) | 1 |

(Continued)

TAIWAN COOPERATIVE BANK, LTD. AND SUBSIDIARIES

CONSOLIDATED STATEMENTS OF INCOME YEARS ENDED DECEMBER 31, 2010 AND 2009 (In Thousands of New Taiwan Dollars, Except Per Share Amounts)

| | 2010 | 2009 | Percentage Increase (Decrease) |
|---|---------------------|---------------------|--------------------------------|
| | Amount | Amount | % |
| CONSOLIDATED INCOME BEFORE INCOME TAX | \$ 8,912,133 | \$ 8,600,455 | 4 |
| INCOME TAX EXPENSE | (1,392,089) | (1,786,807) | (22) |
| CONSOLIDATED INCOME BEFORE EXTRAORDINARY GAIN | 7,520,044 | 6,813,648 | 10 |
| EXTRAORDINARY GAIN | 167,671 | - | - |
| CONSOLIDATED NET INCOME | <u>\$ 7,687,715</u> | <u>\$ 6,813,648</u> | 13 |
| ATTRIBUTABLE TO: | | | |
| Parent company | \$ 7,649,999 | \$ 6,874,992 | 11 |
| Minority interest | 37,716 | (61,344) | 161 |
| | <u>\$ 7,687,715</u> | <u>\$ 6,813,648</u> | 13 |

| | 2010 | | 2009 | |
|--------------------------------------|-------------------|------------------|-------------------|------------------|
| | Before Income Tax | After Income Tax | Before Income Tax | After Income Tax |
| BASIC EARNINGS PER SHARE | | | | |
| Net income before extraordinary gain | \$ 1.48 | \$ 1.25 | \$ 1.45 | \$ 1.16 |
| Extraordinary gain | 0.03 | 0.03 | - | - |
| Net income | <u>\$ 1.51</u> | <u>\$ 1.28</u> | <u>\$ 1.45</u> | <u>\$ 1.16</u> |
| DILUTED EARNINGS PER SHARE | | | | |
| Net income before extraordinary gain | \$ 1.47 | \$ 1.25 | \$ 1.44 | \$ 1.15 |
| Extraordinary gain | 0.03 | 0.03 | - | - |
| Net income | <u>\$ 1.50</u> | <u>\$ 1.28</u> | <u>\$ 1.44</u> | <u>\$ 1.15</u> |

(Concluded)



TAIWAN COOPERATIVE BANK, LTD. AND SUBSIDIARIES

CONSOLIDATED STATEMENTS OF CHANGES IN STOCKHOLDERS' EQUITY YEARS ENDED DECEMBER 31, 2010 AND 2009

(In Thousands of New Taiwan Dollars)

| | Stockholders' Equity of Parent Company | | | | |
|---|--|---------------|-----------------|-------------------|----------------------------|
| | Capital Stock | | Capital Surplus | Retained Earnings | |
| | Shares (In Thousands) | Common Stock | | Legal Reserve | Unappropriated Earnings |
| BALANCE, JANUARY 1, 2009 | 5,485,500 | \$ 54,855,000 | \$ 32,207,944 | \$ 8,993,862 | \$ 7,592,988 |
| Appropriation of the 2008 earnings (Note) | | | | | |
| Legal reserve | - | - | - | 2,259,233 | (2,259,233) |
| Cash dividends | - | - | - | - | (4,308,400) |
| Balance after appropriation | 5,485,500 | 54,855,000 | 32,207,944 | 11,253,095 | 1,025,355 |
| Consolidated net income in 2009 | - | - | - | - | 6,874,992 |
| Adjustment arising from changes in percentage of ownership in investees | - | - | 34,457 | - | - |
| Change in unrealized revaluation increments | - | - | - | - | - |
| Change in cumulative translation adjustments | - | - | - | - | - |
| Change in unrealized gain on financial instruments | - | - | - | - | - |
| Change in minority interest | - | - | - | - | - |
| BALANCE, DECEMBER 31, 2009 | 5,485,500 | 54,855,000 | 32,242,401 | 11,253,095 | 7,900,347 |
| Appropriation of the 2009 earnings (Note) | | | | | |
| Legal reserve | - | - | - | 2,062,498 | (2,062,498) |
| Cash dividends | - | - | - | - | (1,077,100) |
| Stock dividends | 323,130 | 3,231,300 | - | - | (3,231,300) |
| Balance after appropriation | 5,808,630 | 58,086,300 | 32,242,401 | 13,315,593 | 1,529,449 |
| Capital surplus transferred to capital stock | 215,420 | 2,154,200 | (2,154,200) | - | - |
| Consolidated net income in 2010 | - | - | - | - | 7,649,999 |
| Reissuance of treasury stock to employees - 100,000 thousand shares | - | - | 103,157 | - | - |
| Adjustment arising from changes in percentage of ownership in investees | - | - | 2,028 | - | - |
| Change in unrealized revaluation increments | - | - | - | - | - |
| Change in cumulative translation adjustments | - | - | - | - | - |
| Change in unrealized loss on financial instruments | - | - | - | - | - |
| Change in minority interest | - | - | - | - | - |
| BALANCE, DECEMBER 31, 2010 | 6,024,050 | \$ 60,240,500 | \$ 30,193,386 | \$ 13,315,593 | \$ 9,179,448 |

Note: For the years ended December 31, 2009 and 2008, the remuneration to directors and supervisors of \$52,885 thousand and \$57,929 thousand, respectively, and bonus to employees of \$423,076 thousand and \$463,433 thousand, respectively, were deducted from the consolidated income statements.



| | Stockholders' Equity of Parent Company | | | | Minority Interest | Total Stockholders' Equity |
|---|--|------------------------------------|---|----------------|-------------------|----------------------------|
| | Other Equity | | | | | |
| | Unrealized Revaluation Increments | Cumulative Translation Adjustments | Unrealized Gain (Loss) on Financial Instruments | Treasury Stock | | |
| BALANCE, JANUARY 1, 2009 | \$ 4,420,439 | \$ 162,980 | \$ 867,133 | \$ (1,898,154) | \$ 1,001,364 | \$ 108,203,556 |
| Appropriation of the 2008 earnings | | | | | | |
| Legal reserve | - | - | - | - | - | - |
| Cash dividends | - | - | - | - | - | (4,308,400) |
| Balance after appropriation | 4,420,439 | 162,980 | 867,133 | (1,898,154) | 1,001,364 | 103,895,156 |
| Consolidated net income in 2009 | - | - | - | - | (61,344) | 6,813,648 |
| Adjustment arising from changes in percentage of ownership in investees | - | - | - | - | (161,736) | (127,279) |
| Change in unrealized revaluation increments | (86,643) | - | - | - | - | (86,643) |
| Change in cumulative translation adjustments | - | 32,467 | - | - | 2,252 | 34,719 |
| Change in unrealized gain on financial instruments | - | - | 511,888 | - | (23,661) | 488,227 |
| Change in minority interest | - | - | - | - | (10,355) | (10,355) |
| BALANCE, DECEMBER 31, 2009 | 4,333,796 | 195,447 | 1,379,021 | (1,898,154) | 746,520 | 111,007,473 |
| Appropriation of the 2009 earnings | | | | | | |
| Legal reserve | - | - | - | - | - | - |
| Cash dividends | - | - | - | - | - | (1,077,100) |
| Stock dividends | - | - | - | - | - | - |
| Balance after appropriation | 4,333,796 | 195,447 | 1,379,021 | (1,898,154) | 746,520 | 109,930,373 |
| Capital surplus transferred to capital stock | - | - | - | - | - | - |
| Consolidated net income in 2010 | - | - | - | - | 37,716 | 7,687,715 |
| Reissuance of treasury stock to employees - 100,000 thousand shares | - | - | - | 1,898,154 | - | 2,001,311 |
| Adjustment arising from changes in percentage of ownership in investees | - | - | - | - | (441,789) | (439,761) |
| Change in unrealized revaluation increments | (1,734) | - | - | - | - | (1,734) |
| Change in cumulative translation adjustments | - | (192,963) | - | - | (28,307) | (221,270) |
| Change in unrealized loss on financial instruments | - | - | (39,931) | - | 2,948 | (36,983) |
| Change in minority interest | - | - | - | - | (2,588) | (2,588) |
| BALANCE, DECEMBER 31, 2010 | \$ 4,332,062 | \$ 2,484 | \$ 1,339,090 | \$ - | \$ 314,500 | \$ 118,917,063 |

TAIWAN COOPERATIVE BANK, LTD. AND SUBSIDIARIES

CONSOLIDATED STATEMENTS OF CASH FLOWS YEARS ENDED DECEMBER 31, 2010 AND 2009 (In Thousands of New Taiwan Dollars)

| | 2010 | 2009 |
|---|------------------|-------------------|
| CASH FLOWS FROM OPERATING ACTIVITIES | | |
| Consolidated net income | \$ 7,687,715 | \$ 6,813,648 |
| Extraordinary gain | (167,671) | - |
| Loss on valuation of financial instruments | 1,990,053 | 877,022 |
| Gain on the sale of available-for-sale financial assets | (281,058) | (298,040) |
| Loss (gain) from equity investments under the equity method, net of cash dividends received | 115,316 | (5,127) |
| Impairment loss (reversal of impairment loss) on assets | (135,462) | 510,368 |
| Depreciation and amortization expenses | 1,134,102 | 1,154,570 |
| Gain on the sale of properties, nonoperating assets and collaterals assumed, net | (27,819) | (250,178) |
| Allowance for bad-debt expenses | 5,322,143 | 5,839,693 |
| Other provisions | 24,805 | 40,708 |
| Recovery of credits written off | 57,816 | 26,466 |
| Amortization of premium or discount on bonds | 354,910 | 600,247 |
| Provision for pension costs | 207,237 | 142,572 |
| Deferred income tax | (132,087) | (15,750) |
| Salary expenses on share-based payment | 109,000 | - |
| Others | (44,473) | 16,328 |
| Net changes in operating assets and liabilities | | |
| Held-for-trading financial assets | 8,619,705 | 4,590,817 |
| Receivables | (2,625,145) | 6,591,289 |
| Other assets | (88,937) | (321,075) |
| Held-for-trading financial liabilities | (5,081,797) | (5,219,971) |
| Payables | (9,207,611) | 245,863 |
| Other liabilities | 457,093 | 82,853 |
| Net cash provided by operating activities | <u>8,287,835</u> | <u>21,422,303</u> |
| CASH FLOWS FROM INVESTING ACTIVITIES | | |
| Increase in due from the Central Bank and call loans to other banks | (124,447,401) | (152,434,521) |
| Acquisition of financial assets designated at fair value through profit or loss | (155,807) | - |
| Proceeds of the sale of financial assets designated at fair value through profit or loss | 2,364,433 | 3,256,114 |
| Decrease in discounts and loans | 10,295,154 | 31,823,416 |
| Acquisition of available-for-sale financial assets | (10,094,327) | (17,983,633) |
| Proceeds of the sale of available-for-sale financial assets | 12,277,322 | 31,860,703 |
| Acquisition of held-to-maturity financial assets | (1,940,706) | (1,442,568) |
| Proceeds of the sale of and return of principal on held-to-maturity financial assets | 728,985 | 1,164,917 |
| Increase in equity investments under the equity method | (1,836,000) | - |
| Acquisition of debt instruments with no active market | (8,227,860) | (3,320,405) |
| Proceeds of the sale of and return of principal on debt instruments with no active market | 17,237,697 | 14,011,146 |

(Continued)

TAIWAN COOPERATIVE BANK, LTD. AND SUBSIDIARIES

CONSOLIDATED STATEMENTS OF CASH FLOWS YEARS ENDED DECEMBER 31, 2010 AND 2009 (In Thousands of New Taiwan Dollars)

| | 2010 | 2009 |
|---|----------------------|----------------------|
| Decrease (increase) in other financial assets | \$ 92,953 | \$ (130,529) |
| Acquisition of properties, intangible assets and nonoperating assets | (986,173) | (947,759) |
| Proceeds of the sale of properties, nonoperating assets and collaterals assumed | 236,681 | 382,808 |
| Decrease in other assets | 163,818 | 266,606 |
| Proceeds of the sale of nonperforming loans | <u>367,062</u> | <u>2,480,230</u> |
| Net cash used in investing activities | (103,924,169) | (91,013,475) |
| CASH FLOWS FROM FINANCING ACTIVITIES | | |
| Increase (decrease) in due to the Central Bank and other banks | 9,851,993 | (9,230,319) |
| Increase (decrease) in commercial paper issued | (397,401) | 817,339 |
| Increase (decrease) in securities sold under repurchase agreements | (2,237,887) | 2,216,857 |
| Increase in deposits and remittances | 79,499,187 | 81,832,237 |
| Repayment of bank debentures | (20,950,000) | (1,451,000) |
| Issuance of bank debentures | 12,000,000 | 8,100,000 |
| Increase (decrease) in other financial liabilities | 6,823,169 | (3,564,201) |
| Increase (decrease) in other liabilities | 19,284 | (8,862) |
| Cash dividends | (1,077,100) | (4,308,400) |
| Proceeds of the disposal of treasury stock | 1,892,311 | - |
| Changes in minority interest | <u>(271,593)</u> | <u>(137,635)</u> |
| Net cash provided by financing activities | <u>85,151,963</u> | <u>74,266,016</u> |
| EFFECTS OF EXCHANGE RATE CHANGES | <u>1,776,440</u> | <u>(154,942)</u> |
| INCREASE (DECREASE) IN CASH AND CASH EQUIVALENTS | (8,707,931) | 4,519,902 |
| CASH AND CASH EQUIVALENTS, BEGINNING OF YEAR | <u>45,364,214</u> | <u>40,844,312</u> |
| CASH AND CASH EQUIVALENTS, END OF YEAR | <u>\$ 36,656,283</u> | <u>\$ 45,364,214</u> |
| SUPPLEMENTAL CASH FLOW INFORMATION | | |
| Interest paid | <u>\$ 16,828,465</u> | <u>\$ 24,498,954</u> |
| Income tax paid | <u>\$ 2,792,203</u> | <u>\$ 956,422</u> |
| INVESTING ACTIVITIES AFFECTING BOTH CASH AND NON-CASH ITEMS | | |
| Price of acquiring investments accounted for under the equity method | \$ 2,040,000 | \$ - |
| Decrease in prepayments | <u>(204,000)</u> | <u>-</u> |
| Cash paid for acquisition of investments accounted for under the equity method | <u>\$ 1,836,000</u> | <u>\$ -</u> |

(Concluded)



12. Head Office & Branches















12.1 Head Office

| Divisions | Address | Telephone |
|---------------------------------------|---|----------------|
| Auditing Division, Board of Directors | 8F, 9F, No.77, Kunming St., Wanhua Dist., Taipei City 108, Taiwan (R.O.C.) | (02) 2331-7531 |
| Secretariat, Board of Directors | 6F, No.77, Guancian Rd., Jhongjheng Dist., Taipei City 100, Taiwan (R.O.C.) | (02) 2311-8811 |
| Human Resource Division | 8F, No.77, Guancian Rd., Jhongjheng Dist., Taipei City 100, Taiwan (R.O.C.) | (02) 2311-8811 |
| Administrative Management Division | 8F, 9F, No.77, Guancian Rd., Jhongjheng Dist., Taipei City 100, Taiwan (R.O.C.) | (02) 2311-8811 |
| Accounting Division | 9F, No. 77, Guancian Rd., Jhongjheng Dist., Taipei City 100, Taiwan (R.O.C.) | (02) 2311-8811 |
| Legal Affairs Division | 6F., No.4, Xiangyang Rd., Zhongzheng Dist., Taipei City 100, Taiwan (R.O.C.) | (02) 2311-8811 |
| Credit Analysis & Research Division | 7F, No. 77, Guancian Rd., Jhongjheng Dist., Taipei City 100, Taiwan (R.O.C.) | (02) 2311-8811 |
| Information Technology Division | No. 9, Ln. 30, Sec. 4, Xinyi Rd., Da an Dist., Taipei City 106, Taiwan (R.O.C.) | (02) 2704-5799 |
| Risk Management Division | 9F, 10F., No. 4, Xiangyang Rd., Zhongzheng Dist., Taipei City 100, Taiwan (R.O.C.) | (02) 2311-8811 |
| Business Management Department | 5F, No. 77, Guancian Rd., Jhongjheng Dist., Taipei City 100, Taiwan (R.O.C.) | (02) 2311-8811 |
| Treasury Department | 5F., No. 325, Sec. 4, Zhongxiao E. Rd., Da an Dist., Taipei City 106, Taiwan (R.O.C.) | (02) 2731-2798 |
| Credit Management Department | 4F, No. 77, Guancian Rd., Jhongjheng Dist., Taipei City 100, Taiwan (R.O.C.) | (02) 2311-8811 |
| Corporate Banking Department | 4F, No.77, Guancian Rd., Jhongjheng Dist., Taipei City 100, Taiwan (R.O.C.) | (02) 2311-8811 |
| Personal Banking Department | 5F., No. 77, Kunming St., Wanhua Dist., Taipei City 108, Taiwan (R.O.C.) | (02) 2331-7531 |
| Trust Department | No. 7, Yongsui St., Zhongzheng Dist., Taipei City 100, Taiwan (R.O.C.) | (02) 2311-8001 |
| Wealth Management Department | 6F., No. 85, Yanping S. Rd., Zhongzheng Dist., Taipei City 100, Taiwan (R.O.C.) | (02) 2361-1100 |
| International Banking Department | 3F, 4F., No. 325, Sec. 4, Zhongxiao E. Rd., Da an Dist., Taipei City 106, Taiwan (R.O.C.) | (02) 2740-0628 |
| Securities Department | 2F., No.325, Sec. 4, Zhongxiao E. Rd., Da an Dist., Taipei City 106, Taiwan (R.O.C.) | (02) 2731-2798 |
| Loan Assets Management Department | 7F, 8F., No. 4, Xiangyang Rd., Zhongzheng Dist., Taipei City 100, Taiwan (R.O.C.) | (02) 2311-8811 |
| Electronic Banking Department | 6F., No. 77, Kunming St., Wanhua Dist., Taipei City 108, Taiwan (R.O.C.) | (02) 2331-7531 |
| Credit Card Department | 4F, 7F., No. 77, Kunming St., Wanhua Dist., Taipei City 108, Taiwan (R.O.C.) | (02) 2331-7531 |

12.2 Domestic Branches

 Authorized Foreign Exchange Branch & Money Exchanger

 Money Exchanger

| POST-CODE | BRANCH NAME | BR. CODE | ADDRESS | TEL & FAX | SWIFT CODE |
|-----------|------------------------|---|--|--|-------------|
| 100 | Department of Business | 560  | No.77, Guancian Rd., Jhongjheng Dist., Taipei City 100, Taiwan (R.O.C.) | TEL: (02)2311-8811 FAX: (02)2388-5075 | TACBTWTP056 |
| 100 | Chengnei Branch | 800  | No.87, Hengyang Rd., Jhongjheng Dist., Taipei City 100, Taiwan (R.O.C.) | TEL: (02)2331-1041 FAX: (02)2361-7330 | - |
| 100 | Wunhua Branch | 5920 | No.107, Linsen S. Rd., Jhongjheng Dist., Taipei City 100, Taiwan (R.O.C.) | TEL: (02)2351-5942 FAX: (02)2341-9099 | - |
| 100 | Taida Branch | 1346  | B1., No.7-B, Jhongshan S. Rd., Jhongjheng Dist., Taipei City 100, Taiwan (R.O.C.) | TEL: (02)2356-8071 FAX: (02)2356-8078 | - |
| 100 | Nanmen Branch | 5159  | No.97, Sec. 1, Roosevelt Rd., Zhongzheng Dist., Taipei City 100, Taiwan (R.O.C.) | TEL: (02)2396-6363 FAX: (02)2396-9963 | - |
| 100 | Gongguan Branch | 5872  | B1&1F, No.40, Sec. 3, Tingzhou Rd., Zhongzheng Dist., Taipei City 100, Taiwan (R.O.C.) | TEL: (02)2369-3777 FAX: (02)2367-9579 | - |
| 100 | Bo-ai Branch | 5908 | No.172-1, Bo-ai Rd., Jhongjheng Dist., Taipei City 100, Taiwan (R.O.C.) | TEL: (02)2382-2835 FAX: (02)2331-9459 | - |
| 100 | Jieshou Branch | 5919 | No.164, Bo-ai Rd., Jhongjheng Dist., Taipei City 100, Taiwan (R.O.C.) | TEL: (02)2383-2270 FAX: (02)2371-3353 | - |
| 103 | Nanjing silu Branch | 3487  | No.46, Nanjing W. Rd., Datong Dist., Taipei City 103, Taiwan (R.O.C.) | TEL: (02)2552-3000 FAX: (02)2556-8838 | - |
| 103 | Yanping Branch | 40  | No.301, Nanjing W. Rd., Datong Dist., Taipei City 103, Taiwan (R.O.C.) | TEL: (02)2555-4111 FAX: (02)2556-7742 | TACBTWTP004 |
| 103 | Dadaocheng Branch | 50  | No.67, Sec. 2, Chongcing N. Rd., Datong Dist., Taipei City 103, Taiwan (R.O.C.) | TEL: (02)2556-8111 FAX: (02)2559-8194 | - |
| 103 | Shuanglian Branch | 925  | No.113, Minsheng W. Rd., Datong Dist., Taipei City 103, Taiwan (R.O.C.) | TEL: (02)2557-7151 FAX: (02)2553-5875 | - |
| 103 | Dacao Branch | 5126  | No.136, Mincyuan W. Rd., Datong Dist., Taipei City 103, Taiwan (R.O.C.) | TEL: (02)2557-9577 FAX: (02)2557-9391 | - |
| 103 | Datong Branch | 430  | No.10, Sec. 3, Chengde Rd., Datong Dist., Taipei City 103, Taiwan (R.O.C.) | TEL: (02)2593-2323 FAX: (02)2596-8904 | - |
| 103 | Minzu Branch | 903  | No.277, Sec. 3, Chengde Rd., Datong Dist., Taipei City 103, Taiwan (R.O.C.) | TEL: (02)2596-2271 FAX: (02)2593-5684 | - |
| 104 | Zihciang Branch | 5012  | No.85, Sec. 2, Nanjing E. Rd., Jhongshan Dist., Taipei City 104, Taiwan (R.O.C.) | TEL: (02)2100-3100 FAX: (02)2531-4470 | TACBTWTP501 |
| 104 | Changchun Branch | 844  | No.201, Changchun Rd., Jhongshan Dist., Taipei City 104, Taiwan (R.O.C.) | TEL: (02)2503-5015 FAX: (02)2504-1178 | - |






| POST-CODE | BRANCH NAME | BR. CODE | ADDRESS | TEL & FAX | SWIFT CODE |
|-----------|-----------------------|-----------|--|--|-------------|
| 104 | Mincyuan Branch | 770 ① | No.58, Sec. 3, Mincyuan E. Rd., Jhongshan Dist., Taipei City 104, Taiwan (R.O.C.) | TEL: (02)2505-7011 FAX: (02)2505-5262 | - |
| 104 | Chengdong Branch | 600 🏢 | No.87, Songjiang Rd., Jhongshan Dist., Taipei City 104, Taiwan (R.O.C.) | TEL: (02)2507-0111 FAX: (02)2507-8233 | TACBTWTP060 |
| 104 | Wujhou Branch | 411 🏢 | No.237, Songjiang Rd., Jhongshan Dist., Taipei City 104, Taiwan (R.O.C.) | TEL: (02)2507-7666 FAX: (02)2508-0328 | TACBTWTPAAA |
| 104 | Yuanshan Branch | 822 ① | No.89-4, Sec. 2, Jhongshan N. Rd., Jhongshan Dist., Taipei City 104, Taiwan (R.O.C.) | TEL: (02)2511-3245 FAX: (02)2571-5416 | - |
| 104 | Jhongshan Lu Branch | 20 🏢 | No.71, Sec. 2, Jhongshan N. Rd., Jhongshan Dist., Taipei City 104, Taiwan (R.O.C.) | TEL: (02)2521-3211 FAX: (02)2523-2802 | TACBTWTP002 |
| 104 | Jhongshan Branch | 5023 🏢 | No.2, Sec. 2, Nanjing E. Rd., Jhongshan Dist., Taipei City 104, Taiwan (R.O.C.) | TEL: (02)2521-4065 FAX: (02)2531-9567 | TACBTWTP502 |
| 104 | Songjiang Branch | 958 🏢 | No.152, Songjiang Rd., Jhongshan Dist., Taipei City 104, Taiwan (R.O.C.) | TEL: (02)2522-4567 FAX: (02)2531-6457 | TACBTWTP095 |
| 104 | Nanjing Donglu Branch | 410 🏢 | No.98, Sec. 1, Nanjing E. Rd., Jhongshan Dist., Taipei City 104, Taiwan (R.O.C.) | TEL: (02)2562-3150 FAX: (02)2563-5057 | TACBTWTP041 |
| 104 | Jilin Branch | 3454 ① | No.125, Sec. 2, Minsheng E. Rd., Jhongshan Dist., Taipei City 104, Taiwan (R.O.C.) | TEL: (02)2563-3906 FAX: (02)2563-0315 | - |
| 104 | Chang-an Branch | 888 ① | No.9, Sec. 1, Chang-an E. Rd., Jhongshan Dist., Taipei City 104, Taiwan (R.O.C.) | TEL: (02)2563-7181 FAX: (02)2523-4748 | - |
| 104 | Bei Yuanshan Branch | 5148 ① | No.31, Sec. 3, Jhongshan N. Rd., Jhongshan Dist., Taipei City 104, Taiwan (R.O.C.) | TEL: (02)2597-1630 FAX: (02)2597-4652 | - |
| 104 | Minsheng Branch | 936 🏢 | No.77, Sec. 3, Minsheng E. Rd., Songshan Dist., Taipei City 10480, Taiwan (R.O.C.) | TEL: (02)2516-2338 FAX: (02)2516-6339 | TACBTWTP093 |
| 105 | Beining Branch | 1106 ① | No.16, Sec. 4, Nanjing E. Rd., Songshan Dist., Taipei City 105, Taiwan (R.O.C.) | TEL: (02)2579-8811 FAX: (02)2579-1834 | - |
| 105 | Jiankang Branch | 5894 | No.131, Jiankang Rd., Songshan Dist., Taipei City 105, Taiwan (R.O.C.) | TEL: (02)2753-4765 FAX: (02)2761-4483 | - |
| 105 | Songsing Branch | 899 ① | No.202-1, Sec. 5, Nanjing E. Rd., Songshan Dist., Taipei City 105, Taiwan (R.O.C.) | TEL: (02)2764-3131 FAX: (02)2765-9482 | - |
| 105 | Songshan Branch | 70 ① | No.622, Sec. 4, Bade Rd., Songshan Dist., Taipei City 105, Taiwan (R.O.C.) | TEL: (02)2765-6261 FAX: (02)2760-6065 | - |
| 105 | Taipei Branch | 540 🏢 | No.55, Fusing N. Rd., Songshan Dist., Taipei City 105, Taiwan (R.O.C.) | TEL: (02)2772-4277 FAX: (02)2751-9644 | TACBTWTP054 |
| 105 | Dunhua Branch | 1416 ① | No.88, Sec. 1, Dunhua S. Rd., Songshan Dist., Taipei City 105, Taiwan (R.O.C.) | TEL: (02)2776-9666 FAX: (02)2772-6393 | - |
| 106 | Dongmen Branch | 60 ① | No.208, Sec. 2, Sinyi Rd., Da-an Dist., Taipei City 106, Taiwan (R.O.C.) | TEL: (02)2393-3123 FAX: (02)2596-8904 | - |

| POST-CODE | BRANCH NAME | BR. CODE | ADDRESS | TEL & FAX | SWIFT CODE |
|-----------|-----------------------------|-----------|---|--|-------------|
| 106 | Guting Branch | 877 Ⓣ | No.65, Sec. 1, Heping E. Rd., Da-an Dist., Taipei City 106, Taiwan (R.O.C.) | TEL: (02)2394-9205 FAX: (02)2322-4669 | - |
| 106 | Dunnan Branch | 5034 Ⓣ | No.362, Sec. 1, Dunhua S. Rd., Da-an Dist., Taipei City 106, Taiwan (R.O.C.) | TEL: (02)2701-1117 FAX: (02)2708-1271 | TACBTWTP503 |
| 106 | Jianguo Branch | 811 Ⓣ | No.77, Sec. 3, Sinyi Rd., Da-an Dist., Taipei City 106, Taiwan (R.O.C.) | TEL: (02)2702-7851 FAX: (02)2706-6418 | - |
| 106 | Sinwei Branch | 5090 Ⓣ | No.303, Sec. 1, Fusing S. Rd., Da-an Dist., Taipei City 106, Taiwan (R.O.C.) | TEL: (02)2705-3828 FAX: (02)2701-1377 | - |
| 106 | Sinyi Branch | 833 Ⓣ | No.172, Sec. 4, Sinyi Rd., Da-an Dist., Taipei City 106, Taiwan (R.O.C.) | TEL: (02)2706-7188 FAX: (02)2702-7870 | TACBTWTP083 |
| 106 | Yanji Branch | 5067 Ⓣ | No.376-1, Sec. 4, Ren-ai Rd., Da-an Dist., Taipei City 106, Taiwan (R.O.C.) | TEL: (02)2706-9955 FAX: (02)2702-9354 | TACBTWTP506 |
| 106 | Fudan Branch | 1254 Ⓣ | No.100, Sec. 4, Civic Blvd., Da-an Dist., Taipei City 106, Taiwan (R.O.C.) | TEL: (02)2721-5551 FAX: (02)2731-9948 | - |
| 106 | International Banking Dept. | 1058 Ⓣ | 3rd Fl., No. 325, Sec. 4, Jhongsiao E. Rd., Da-an Dist., Taipei City 106, Taiwan (R.O.C.) | TEL: (02)2740-0628 FAX: (02)2751-2962 | TACBTWTP |
| 106 | Offshore Banking Branch | 1069 | 6F., No.325, Sec. 4, Jhongsiao E. Rd., Da-an Dist., Taipei City 106, Taiwan (R.O.C.) | TEL: (02)2740-0628 FAX: (02)2778-1615 | TACBTWTP106 |
| 106 | Guangfu South Road Branch | 5078 Ⓣ | No.102, Guangfu S. Rd., Da-an Dist., Taipei City 106, Taiwan (R.O.C.) | TEL: (02)2751-8770 FAX: (02)2721-2743 | - |
| 106 | Fusing Branch | 914 Ⓣ | No.237, Sec. 1, Fusing S. Rd., Da-an Dist., Taipei City 106, Taiwan (R.O.C.) | TEL: (02)2754-1111 FAX: (02)2754-1118 | TACBTWTP091 |
| 106 | Da-an Branch | 760 Ⓣ | No.1, Ln. 81, Sec. 2, Dunhua S. Rd., Da-an Dist., Taipei City 106, Taiwan (R.O.C.) | TEL: (02)2755-3482 FAX: (02)2705-6016 | TACBTWTP076 |
| 106 | Jhongsiao Branch | 450 Ⓣ | No.285, Sec. 4, Jhongsiao E. Rd., Da-an Dist., Taipei City 106, Taiwan (R.O.C.) | TEL: (02)2771-8811 FAX: (02)2731-1982 | TACBTWTP045 |
| 106 | Dong Taipei Branch | 796 Ⓣ | No.325, Sec. 4, Jhongsiao E. Rd., Da-an Dist., Taipei City 106, Taiwan (R.O.C.) | TEL: (02)2772-1234 FAX: (02)2772-5610 | - |
| 106 | Ren-ai Branch | 855 Ⓣ | No.325, Sec. 4, Ren-ai Rd., Da-an Dist., Taipei City 106, Taiwan (R.O.C.) | TEL: (02)2776-3071 FAX: (02)2741-6606 | - |
| 106 | Sinsheng Branch | 947 Ⓣ | No.93, Sec. 1, Sinsheng S. Rd., Da-an Dist., Taipei City 106, Taiwan (R.O.C.) | TEL: (02)2777-1888 FAX: (02)2776-0319 | - |
| 108 | Simen Branch | 30 Ⓣ | No.77, Kunming St., Wanhua Dist., Taipei City 108, Taiwan (R.O.C.) | TEL: (02)2381-4949 FAX: (02)2375-9469 | - |
| 110 | World Trade Center Branch | 5056 Ⓣ | 2F., No.333, Sec. 1, Keelung Rd., Sinyi Dist., Taipei City 110, Taiwan (R.O.C.) | TEL: (02)2729-1333 FAX: (02)2757-6172 | TACBTWTP505 |
| 110 | Sansing Branch | 1405 Ⓣ | No.77, Sec. 2, Keelung Rd., Sinyi Dist., Taipei City 110, Taiwan (R.O.C.) | TEL: (02)2738-8181 FAX: (02)2738-7883 | - |



| POST-CODE | BRANCH NAME | BR. CODE | ADDRESS | TEL & FAX | SWIFT CODE |
|-----------|--------------------------------|-----------|---|--|-------------|
| 110 | Yongji Branch | 969 ① | No.279, Songshan Rd., Sinyi Dist., Taipei City 110, Taiwan (R.O.C.) | TEL: (02)2767-5226 FAX: (02)2765-7300 | - |
| 110 | Jhonglun Branch | 5045 ① | No.45, Dongsing Rd., Sinyi Dist., Taipei City 110, Taiwan (R.O.C.) | TEL: (02)8768-1717 FAX: (02)8768-1399 | TACBTWTP504 |
| 111 | Shihlin Branch | 470 ① | No.469, Zhongzheng Rd., Shilin Dist., Taipei City 111, Taiwan (R.O.C.) | TEL: (02)2880-5161 FAX: (02)2880-5279 | - |
| 111 | Bei Shihlin Branch | 5089 ① | No.837-849, Sec. 5, Zhongshan N. Rd., Shihlin Dist., Taipei City 111, Taiwan (R.O.C.) | TEL: (02)8866-5959 FAX: (02)8866-5906 | TACBTWTP508 |
| 112 | Shihpai Branch | 1427 ① | B1., No.201, Sec. 2, Shihpai Rd., Beitou Dist., Taipei City 112, Taiwan (R.O.C.) | TEL: (02)2874-7611 FAX: (02)2871-2603 | - |
| 112 | Fusinggang Branch | 5931 | No.70, Sec. 2, Zhongyang N. Rd., Beitou Dist., Taipei City 112, Taiwan (R.O.C.) | TEL: (02)2894-1534 FAX: (02)2893-3029 | - |
| 114 | Dahu Branch | 5115 ① | No.314, Sec. 6, Mincyuan E. Rd., Neihu Dist., Taipei City 114, Taiwan (R.O.C.) | TEL: (02)2632-8600 FAX: (02)2632-8599 | - |
| 114 | Neihu Branch | 1564 ① | No.502, Rueiguang Rd., Neihu Dist., Taipei City 114, Taiwan (R.O.C.) | TEL: (02)2659-0001 FAX: (02)2659-0106 | TACBTWTP156 |
| 114 | Sinhu Branch | 3557 ① | No.255, Sinhu 2nd Rd., Neihu Dist., Taipei City 114, Taiwan (R.O.C.) | TEL: (02)27908118 FAX: (02)2790-8558 | - |
| 114 | Sihu Branch | 5104 ① | No.206-208, Rueiguang Rd., Neihu Dist., Taipei City 114, Taiwan (R.O.C.) | TEL: (02)2797-1989 FAX: (02)8752-6072 | TACBTWTP510 |
| 114 | National Medical Center Branch | 5137 ① | No.325, Sec. 2, Chenggong Rd., Neihu Dist., Taipei City 114, Taiwan (R.O.C.) | TEL: (02)8792-5745 FAX: (02)2796-3122 | - |
| 115 | Nangang Branch | 3100 ① | No.19-13, Sanchong Rd., Nangang Dist., Taipei City 115, Taiwan (R.O.C.) | TEL: (02)2655-0777 FAX: (02)2655-0618 | - |
| 115 | Yucheng Branch | 866 ① | No.815, Sec. 5, Zhongsiao E. Rd., Nangang Dist., Taipei City 115, Taiwan (R.O.C.) | TEL: (02)2785-6060 FAX: (02)2786-5267 | - |
| 115 | Ganghu Branch | 6123 ① | No.223, Chongyang Rd., Nangang Dist., Taipei City 115, Taiwan (R.O.C.) | TEL: (02)2786-2268 FAX: (02)2786-8856 | - |
| 116 | Jingmei Branch | 460 ① | No.457, Sec. 6, Roosevelt Rd., Wunshan Dist., Taipei City 116, Taiwan (R.O.C.) | TEL: (02)2931-8111 FAX: (02)2935-5105 | - |
| 200 | Keelung Branch | 120 ① | No.255, Ren 2nd Rd., Ren-ai Dist., Keelung City 200, Taiwan (R.O.C.) | TEL: (02)2428-4181 FAX: (02)2428-4190 | - |
| 201 | Dong Keelung Branch | 5207 ① | No.143, Sin 1st Rd., Sinyi Dist., Keelung City 201, Taiwan (R.O.C.) | TEL: (02)2428-3111 FAX: (02)2422-6453 | - |
| 202 | Heping Branch | 440 ① | No.389, Zhongheng Rd., Zhongheng Dist., Keelung City 202, Taiwan (R.O.C.) | TEL: (02)2462-2155 FAX: (02)2462-9940 | - |
| 220 | Haishan Branch | 1036 ① | No.443, Sec. 2, Wunhua Rd., Banciao Dist., New Taipei City 220, Taiwan (R.O.C.) | TEL: (02)2255-1333 FAX: (02)2255-4595 | - |

| POST-CODE | BRANCH NAME | BR. CODE | ADDRESS | TEL & FAX | SWIFT CODE |
|-----------|--------------------|---|---|--|-------------|
| 220 | Bansin Branch | 5311  | No.43, Sec. 2, Nanya S. Rd., Banciao Dist., New Taipei City 220, Taiwan (R.O.C.) | TEL: (02)89663889 FAX: (02)89663589 | TACBTWTP531 |
| 220 | Pucian Branch | 1081 ① | 2F., No.33, Sec. 2, Sanmin Rd., Banciao Dist., New Taipei City 220, Taiwan (R.O.C.) | TEL: (02)2963-1122 FAX: (02)2962-3941 | - |
| 220 | Banciao Branch | 110  | No.20, Sec. 1, Wunhua Rd., Banciao Dist., New Taipei City 220, Taiwan (R.O.C.) | TEL: (02)2966-0971 FAX: (02)2966-0936 | TACBTWTP011 |
| 221 | Sijhih Branch | 480 ① | No.225, Jhongsiao E. Rd., Sijhih Dist., New Taipei City 221, Taiwan (R.O.C.) | TEL: (02)2641-3211 FAX: (02)8691-0949 | - |
| 221 | Nan Sijhih Branch | 5388  | No.94-1, Sec. 1, Sintai 5th Rd., Sijhih Dist., New Taipei City 221, Taiwan (R.O.C.) | TEL: (02)2696-8888 FAX: (02)2696-2222 | TACBTWTP538 |
| 231 | Sindian Branch | 80 ① | No.32, Guangming St., Sindian Dist., New Taipei City 231, Taiwan (R.O.C.) | TEL: (02)2911-1111 FAX: (02)2913-6615 | - |
| 231 | Dapinglin Branch | 3199 ① | No.67, Mincyuan Rd., Sindian Dist., New Taipei City 231, Taiwan (R.O.C.) | TEL: (02)2913-8611 FAX: (02)2913-6281 | - |
| 231 | Liouhe Branch | 81 ① | No.2, Sanmin Rd., Sindian Dist., New Taipei City 231, Taiwan (R.O.C.) | TEL: (02)2917-2911 FAX: (02)2917-5759 | - |
| 231 | Baociao Branch | 5355  | No.2, Lane 235, Baociao Rd., Sindian Dist., New Taipei City, Taiwan (R.O.C.) | TEL: (02)2918-5506 FAX: (02)2918-5512 | TACBTWTP535 |
| 231 | Beisin Branch | 5333 ① | No.288, Guangming St., Sindian Dist., New Taipei City 231, Taiwan (R.O.C.) | TEL: (02)2918-8321 FAX: (02)2911-8719 | - |
| 234 | Yonghe Branch | 90 ① | No.575, Zhongheng Rd., Yonghe Dist., New Taipei City 234, Taiwan (R.O.C.) | TEL: (02)2923-6611 FAX: (02)2923-6633 | - |
| 235 | Jhanghe Branch | 5344  | No.246-1, Liancheng Rd., Jhonghe Dist., New Taipei City 235, Taiwan (R.O.C.) | TEL: (02)2226-2829 FAX: (02)2225-6481 | TACBTWTP534 |
| 235 | Bei Jhonghe Branch | 3546 ① | No.35, Sec. 3, Jhongshan Rd., Jhonghe Dist., New Taipei City 235, Taiwan (R.O.C.) | TEL: (02)2226-3667 FAX: (02)2226-1235 | - |
| 235 | Jhonghe Branch | 620  | No.9, Taihe St., Jhonghe Dist., New Taipei City 235, Taiwan (R.O.C.) | TEL: (02)2249-9500 FAX: (02)2249-5974 | TACBTWTP062 |
| 235 | Nanshihiao Branch | 720 ① | No.20, Sec. 1, Singnan Rd., Jhonghe Dist., New Taipei City 235, Taiwan (R.O.C.) | TEL: (02)2946-1266 FAX: (02)2941-4458 | - |
| 235 | Shuanghe Branch | 1449  | No.196, Jian 1st Rd., Jhonghe Dist., New Taipei City 235, Taiwan (R.O.C.) | TEL: (02)8227-1627 FAX: (02)8227-1617 | TACBTWTP144 |
| 235 | Lide Branch | 3502 ① | No.105, Lide St., Jhonghe Dist., New Taipei City 235, Taiwan (R.O.C.) | TEL: (02)8228-2121 FAX: (02)8228-2123 | - |
| 236 | Tucheng Branch | 1450  | No.96, Sec. 2, Jhongyang Rd., Tucheng Dist., New Taipei City 236, Taiwan (R.O.C.) | TEL: (02)2265-1611 FAX: (02)2265-1667 | TACBTWTP145 |
| 236 | Bei Tucheng Branch | 5377 ① | No.200, Sec. 1, Syuefu Rd., Tucheng Dist., New Taipei City 236, Taiwan (R.O.C.) | TEL: (02)2273-1688 FAX: (02)2273-3133 | - |



| POST-CODE | BRANCH NAME | BR. CODE | ADDRESS | TEL & FAX | SWIFT CODE |
|-----------|-----------------------------|-----------|---|--|-------------|
| 236 | Nan Tucheng Branch | 3605 ① | No.6, Sec. 4, Jhongyang Rd., Tucheng Dist., New Taipei City 236, Taiwan (R.O.C.) | TEL: (02)2268-6888 FAX: (02)2268-8488 | - |
| 237 | Bei Sansia Branch | 5300 ① | No.71, Wunhua Rd., Sansia Dist., New Taipei City 237, Taiwan (R.O.C.) | TEL: (02)2671-1110 FAX: (02)2671-1294 | - |
| 237 | Sansia Branch | 1519 ① | No.61, Wunhua Rd., Sansia Dist., New Taipei City 237, Taiwan (R.O.C.) | TEL: (02)2674-7999 FAX: (02)2671-7717 | - |
| 238 | Bei Shulin Branch | 5399 ① | No.793, Jhongjheng Rd., Shulin Dist., New Taipei City 238, Taiwan (R.O.C.) | TEL: (02)2676-2789 FAX: (02)2676-2593 | - |
| 238 | Shulin Branch | 3133 ① | No.152, Sec. 1, Jhongshan Rd., Shulin Dist., New Taipei City 238, Taiwan (R.O.C.) | TEL: (02)8687-2211 FAX: (02)2685-3188 | - |
| 239 | Yingge Branch | 3373 ① | No.126, Jianguo Rd., Yingge Dist., New Taipei City 239, Taiwan (R.O.C.) | TEL: (02)8678-1188 FAX: (02)8678-1135 | - |
| 241 | Dong Sanchong Branch | 670 🏢 | No.37, Sec. 2, Sanhe Rd., Sanchong Dist., New Taipei City 241, Taiwan (R.O.C.) | TEL: (02)2972-8111 FAX: (02)2972-4548 | TACBTWTP067 |
| 241 | Sanchong Branch | 100 🏢 | No.17, Jhengyi S. Rd., Sanchong Dist., New Taipei City 241, Taiwan (R.O.C.) | TEL: (02)2973-8111 FAX: (02)2972-2766 | TACBTWTP010 |
| 241 | Nan Sanchong Branch | 5322 🏢 | No.120, Jhengyi N. Rd., Sanchong Dist., New Taipei City 241, Taiwan (R.O.C.) | TEL: (02)2981-7117 FAX: (02)2984-8861 | TACBTWTP532 |
| 241 | Erchong Branch | 1586 🏢 | No.81, Sec. 1, Guangfu Rd., Sanchong Dist., New Taipei City 241, Taiwan (R.O.C.) | TEL: (02)2999-3399 FAX: (02)2999-1177 | TACBTWTP158 |
| 242 | Sinshu Branch | 3409 ① | No.224, Sinshu Rd., Sinhuang Dist., New Taipei City 242, Taiwan (R.O.C.) | TEL: (02)2201-2797 FAX: (02)2207-0079 | - |
| 242 | Danfong Branch | 3568 ① | No.657-10, Jhongjheng Rd., Sinhuang Dist., New Taipei City 242, Taiwan (R.O.C.) | TEL: (02)2908-8979 FAX: (02)2908-6077 | - |
| 242 | Sinhuang Branch | 490 ① | No.200, Jhongjheng Rd., Sinhuang Dist., New Taipei City 242, Taiwan (R.O.C.) | TEL: (02)2992-9981 FAX: (02)2993-9018 | - |
| 242 | Dong Sinhuang Branch | 981 🏢 | No.339, Sihyuan Rd., Sinhuang Dist., New Taipei City 242, Taiwan (R.O.C.) | TEL: (02)2997-3456 FAX: (02)2996-5856 | TACBTWTP098 |
| 242 | Sintai Branch | 5366 🏢 | No.115, Sintai Rd., Sinhuang Dist., New Taipei City 242, Taiwan (R.O.C.) | TEL: (02)2998-6688 FAX: (02)2996-8435 | TACBTWTP536 |
| 243 | Taishan Branch | 3177 ① | No.148, Sec. 3, Mingjih Rd., Taishan Dist., New Taipei City 243, Taiwan (R.O.C.) | TEL: (02)2908-2811 FAX: (02)2904-0270 | - |
| 247 | Lujhou Branch | 3384 ① | No.222-6, Jisian Rd., Lujhou Dist., New Taipei City 247, Taiwan (R.O.C.) | TEL: (02)2283-9988 FAX: (02)2283-9288 | - |
| 247 | Bei Sanchong Branch | 992 ① | No.84, Sanmin Rd., Lujhou Dist., New Taipei City 247, Taiwan (R.O.C.) | TEL: (02)8282-5678 FAX: (02)8282-1212 | - |
| 248 | Wugu Industrial Park Branch | 5403 ① | No.119, Wugong Rd., Wugu Dist., New Taipei City 248, Taiwan (R.O.C.) | TEL: (02)2298-9898 FAX: (02)2299-0033 | - |

| POST-CODE | BRANCH NAME | BR. CODE | ADDRESS | TEL & FAX | SWIFT CODE |
|-----------|--|-----------|--|--|-------------|
| 248 | Wugu Branch | 3122 ㊦ | No.2, Sec. 1, Jhongsing Rd., Wugu Dist., New Taipei City 248, Taiwan (R.O.C.) | TEL: (02)8976-9698 FAX: (02)8976-9694 | - |
| 251 | Danshuei Branch | 9043 ㊦ | No.119, Jhongjheng Rd., Danshuei Dist., New Taipei City 251, Taiwan (R.O.C.) | TEL: (02)2621-1415 FAX: (02)2626-4601 | - |
| 260 | Yilan Branch | 130 ㊦ | No.30, Sec. 3, Jhongsan Rd., Yilan City, Yilan County 260, Taiwan (R.O.C.) | TEL: (03)932-3911 FAX: (03)936-1141 | - |
| 262 | Jiaosi Branch | 5425 ㊦ | No.32, Sec. 5, Jiaosi Rd., Jiaosi Township, Yilan County 262, Taiwan (R.O.C.) | TEL: (03)988-7100 FAX: (03)988-7105 | - |
| 265 | Luodong Branch | 580 ㊦ | No.51, Gongjheng Rd., Luodong Township, Yilan County 265, Taiwan (R.O.C.) | TEL: (03)954-5191 FAX: (03)957-3790 | - |
| 265 | Bei Luodong Branch | 5414 ㊦ | No.54, Jhongjheng N. Rd., Luodong Township, Yilan County 265, Taiwan (R.O.C.) | TEL: (03)954-5795 FAX: (03)957-3346 | TACBTWTP541 |
| 270 | Su-ao Branch | 140 ㊦ | No.56, Yugang Rd., Su-ao Township, Yilan County 270, Taiwan (R.O.C.) | TEL: (03)996-2521 FAX: (03)996-8990 | - |
| 300 | Hsinchu Branch | 170 ㊦ | No.23, Jhongjheng Rd., East Dist., Hsinchu City 300, Taiwan (R.O.C.) | TEL: (03) 524-4151 FAX: (03) 526-8075 | TACBTWTP017 |
| 300 | Jhucian Branch | 5632 ㊦ | No.60, Dongmen St., Hsinchu City 300, Taiwan (R.O.C.) | TEL: (03)521-5121 FAX: (03)525-0270 | TACBTWTP563 |
| 300 | Bei Hsinchu Branch | 1243 ㊦ | No.168, Beida Rd., North Dist., Hsinchu City 300, Taiwan (R.O.C.) | TEL: (03)528-4001 FAX: (03)524-7655 | TACBTWTP124 |
| 300 | Jingguo Branch | 5654 ㊦ | No.71, Zihyou Rd., Hsinchu City 300, Taiwan (R.O.C.) | TEL: (03)531-1966 FAX: (03)531-3896 | - |
| 300 | Guangfu Branch | 1575 ㊦ | No.57, Dongguang Rd., East Dist., Hsinchu City 300, Taiwan (R.O.C.) | TEL: (03)575-3666 FAX: (03)575-3662 | - |
| 300 | Hsinchu Science-based Industrial Park Branch | 5643 ㊦ | No.1, Keji Rd., Hsinchu City 300, Taiwan (R.O.C.) | TEL: (03)578-3962 FAX: (03)577-0166 | TACBTWTP564 |
| 302 | Dong Jhubei Branch | 5517 ㊦ | No.343, Jhongjheng E. Rd., Jhubei City, Hsinchu County 302, Taiwan (R.O.C.) | TEL: (03)554-0108 FAX: (03)554-0110 | TACBTWTP551 |
| 302 | Jhubei Branch | 1313 ㊦ | No.261, Guangming 6th Rd., Jhubei City, Hsinchu County 302, Taiwan (R.O.C.) | TEL: (03)554-6000 FAX: (03)554-5614 | TACBTWTP131 |
| 302 | Lioujia Branch | 3410 ㊦ | No.259, Dong Sec. 1, Guangming 6th Rd., Jhubei City, Hsinchu County 302, Taiwan (R.O.C.) | TEL: (03)658-6969 FAX: (03)658-6966 | - |
| 310 | Dong Jhudong Branch | 5506 ㊦ | No.9, Donglin Rd., Jhudong Township, Hsinchu County 310, Taiwan (R.O.C.) | TEL: (03)594-2751 FAX: (03)594-2764 | - |
| 310 | Jhudong Branch | 650 ㊦ | No.92, Sec. 2, Changchun Rd., Jhudong Township, Hsinchu County 310, Taiwan (R.O.C.) | TEL: (03)596-3126 FAX: (03)595-6725 | - |
| 320 | Lisin Branch | 5447 ㊦ | No.119, Jhongsan Rd., Jhongli City, Taoyuan County 320, Taiwan (R.O.C.) | TEL: (03)422-2131 FAX: (03)425-3090 | TACBTWTP544 |




















| POST-CODE | BRANCH NAME | BR. CODE | ADDRESS | TEL & FAX | SWIFT CODE |
|-----------|---------------------|-----------|---|--|-------------|
| 320 | Jhongli Branch | 160 ① | No.180, Jhongshan Rd., Jhongli City, Taoyuan County 320, Taiwan (R.O.C.) | TEL: (03)422-5141 FAX: (03)425-0975 | - |
| 320 | Jhongyuan Branch | 1391 ① | No.392, Sec. 2, Jhongbei Rd., Jhongli City, Taoyuan County 320, Taiwan (R.O.C.) | TEL: (03)468-8998 FAX: (03)468-5947 | - |
| 320 | Simming Branch | 5470 ① | No.366, Jhongjheng Rd., Jhongli City, Taoyuan County 320, Taiwan (R.O.C.) | TEL: (03)493-9393 FAX: (03)493-4127 | - |
| 324 | Pingjhen Branch | 1542 ① | No.290, Sec. 2, Huannan Rd., Pingjhen City, Taoyuan County 324, Taiwan (R.O.C.) | TEL: (03)468-9299 FAX: (03)468-9266 | - |
| 325 | Longtan Branch | 161 ① | No.221, Jhongjheng Rd., Longtan Township, Taoyuan County 325, Taiwan (R.O.C.) | TEL: (03)489-3512 FAX: (03)489-3637 | - |
| 326 | Dacheng Branch | 3432 ① | No.221, Dacheng Rd., Yangmei Township, Taoyuan County 326, Taiwan (R.O.C.) | TEL: (03)288-8890 FAX: (03)475-9973 | - |
| 326 | Yangmei Branch | 5481 ① | No.197, Sec. 2, Jhongshan N. Rd., Yangmei Township, Taoyuan County 326, Taiwan (R.O.C.) | TEL: (03)431-3838 FAX: (03)431-3737 | - |
| 330 | Taoyuan Branch | 150 🏦 | No.58, Jhongjheng Rd., Taoyuan City, Taoyuan County 330, Taiwan (R.O.C.) | TEL: (03) 332-6121 FAX: (03) 332-9406 | TACBTWTP015 |
| 330 | Dong Taoyuan Branch | 5436 🏦 | No.12, Jhonghua Rd., Taoyuan City, Taoyuan County 330, Taiwan (R.O.C.) | TEL: (03)335-5009 FAX: (03)339-0196 | TACBTWTP543 |
| 330 | Cihwun Branch | 1092 ① | No.720, Jhongjheng Rd., Taoyuan City, Taoyuan County 330, Taiwan (R.O.C.) | TEL: (03)357-8811 FAX: (03)357-8826 | - |
| 330 | Nan Taoyuan Branch | 1210 ① | No.845, Jhongshan Rd., Taoyuan City, Taoyuan County 330, Taiwan (R.O.C.) | TEL: (03)369-2188 FAX: (03)379-3724 | - |
| 330 | Long-an Branch | 5997 ① | No.140, Long-an St., Taoyuan City, Taoyuan County 330, Taiwan (R.O.C.) | TEL: (03)378-9988 FAX: (03)378-9868 | - |
| 333 | Hueilong Branch | 1117 ① | No.163, Sec. 1, Wanshou Rd., Gueishan Township, Taoyuan County 333, Taiwan (R.O.C.) | TEL: (02)8209-8266 FAX: (02)8209-8669 | - |
| 333 | Linkou Branch | 3155 ① | No.49, Wunhua 2nd Rd., Gueishan Township, Taoyuan County 333, Taiwan (R.O.C.) | TEL: (03)318-3880 FAX: (03)318-3710 | - |
| 333 | Gueishan Branch | 152 ① | No.1068, Sec. 2, Wanshou Rd., Gueishan Township, Taoyuan County 333, Taiwan (R.O.C.) | TEL: (03)329-9661 FAX: (03)329-9666 | - |
| 334 | Bade Branch | 3443 ① | No.767, Sec. 1, Jieshou Rd., Bade City, Taoyuan County 334, Taiwan (R.O.C.) | TEL: (03)218-5888 FAX: (03)218-8318 | - |
| 335 | Dasi Branch | 151 ① | No.43, Sinyi Rd., Dasi Township, Taoyuan County 335, Taiwan (R.O.C.) | TEL: (03)387-4666 FAX: (03)387-8192 | - |
| 337 | Dayuan Branch | 3591 ① | No.47-1, Zhongzheng E. Rd., Dayuan Township, Taoyuan County 337, Taiwan (R.O.C.) | TEL: (03)386-7733 FAX: (03)386-8643 | - |
| 338 | Nankan Branch | 5458 🏦 | No.11, Nanshang Rd., Lujhu Township, Taoyuan County 338, Taiwan (R.O.C.) | TEL: (03)322-1199 FAX: (03)322-2214 | TACBTWTP545 |




















| POST-CODE | BRANCH NAME | BR. CODE | ADDRESS | TEL & FAX | SWIFT CODE |
|-----------|-----------------------------|-----------|--|--|-------------|
| 338 | Luchu Branch | 3535 ① | No.387, Dajhu Rd., Lujhu Dist., Taoyuan County 338, Taiwan (R.O.C.) | TEL: (03)323-2010 FAX: (03)323-9101 | - |
| 351 | Toufen Branch | 190 ① | No.70, Ren-ai Rd., Toufen Township, Miaoli County 351, Taiwan (R.O.C.) | TEL: (037)665-115 FAX: (037)673-488 | - |
| 351 | Zhunan Branch | 5539 ① | No.218, Daying Rd., Zhunan Township, Miaoli County 350, Taiwan (R.O.C.) | TEL: (037)466-790 FAX: (037)477-515 | - |
| 360 | Miaoli Branch | 180 🏦 | No.660, Jhongjheng Rd., Miaoli City, Miaoli County 360, Taiwan (R.O.C.) | TEL: (037)320-921 FAX: (037)336-917 | TACBTWTP018 |
| 360 | Bei Miaoli Branch | 5528 ① | No.396, Jhongjheng Rd., Miaoli City, Miaoli County 360, Taiwan (R.O.C.) | TEL: (037)351-111 FAX: (037)352-465 | - |
| 400 | Jhongsing Branch | 500 🏦 | No.5, Gongyuan Rd., Central Dist., Taichung City 400, Taiwan (R.O.C.) | TEL: (04)2224-1161 FAX: (04)2225-7517 | TACBTWTP050 |
| 400 | Taichung Branch | 220 🏦 | No.2, Sec. 2, Zihyou Rd., Central Dist., Taichung City 400, Taiwan (R.O.C.) | TEL: (04)2224-5121 FAX: (04)2225-8759 | TACBTWTP022 |
| 401 | Jingwu Branch | 2044 ① | No.170, Jingwu E. Rd., East Dist., Taichung City 401, Taiwan (R.O.C.) | TEL: (04)2322-3300 FAX: (04)2327-6651 | - |
| 402 | Dong Taichung Branch | 1966 ① | No.380, Sec. 3, Fusing Rd., South Dist., Taichung City 402, Taiwan (R.O.C.) | TEL: (04)2220-3161 FAX: (04)2223-7875 | - |
| 402 | Meichun Branch | 1988 ① | No.136, Sec. 2, Fuxing Rd., South Dist., Taichung City 402, Taiwan (R.O.C.) | TEL: (04)2261-4377 FAX: (04)2265-5369 | - |
| 402 | Nan Taichung Branch | 1070 🏦 | No.789, Jhongming S. Rd., South Dist., Taichung City 402, Taiwan (R.O.C.) | TEL: (04)2261-7211 FAX: (04)2263-3964 | TACBTWTP107 |
| 402 | Jiancheng Branch | 1885 ① | No.1499, Jiancheng Rd., East Dist., Taichung City 402, Taiwan (R.O.C.) | TEL: (04)2287-3311 FAX: (04)2287-3519 | - |
| 403 | Jhongcyuan Branch | 1726 ① | No.478, Jhongjheng Rd., Central Dist., Taichung City 403, Taiwan (R.O.C.) | TEL: (04)2203-7979 FAX: (04)2205-2970 | - |
| 403 | Sinjhong Branch | 5160 🏦 | No.91, Mincyuan Rd., West District, Taichung City 403, Taiwan (R.O.C.) | TEL: (04)2223-7711 FAX: (04)2223-1448 | TACBTWTP516 |
| 403 | Jhongming South Road Branch | 5193 ① | No.451, Jhongming S. Rd., West Dist., Taichung City 403, Taiwan (R.O.C.) | TEL: (04)2376-4066 FAX: (04)2376-4064 | - |
| 404 | Bei Taichung Branch | 1601 ① | No.375, Wucyuan Rd., West Dist., Taichung City 404, Taiwan (R.O.C.) | TEL: (04)2205-5588 FAX: (04)2206-0482 | - |
| 404 | Weidao Branch | 5182 ① | No.337, Daya Rd., North Dist., Taichung City 404, Taiwan (R.O.C.) | TEL: (04)2298-7988 FAX: (04)2298-7966 | - |
| 406 | Beitun Branch | 1494 ① | No.670, Sec. 4, Wunsin Rd., Beitun Dist., Taichung City 406, Taiwan (R.O.C.) | TEL: (04)2230-1199 FAX: (04)2237-2084 | - |
| 406 | Taiyuan Branch | 1759 ① | No.247, Beitun Rd., Beitun Dist., Taichung City 406, Taiwan (R.O.C.) | TEL: (04)2233-4291 FAX: (04)2236-0564 | - |



| POST-CODE | BRANCH NAME | BR. CODE | ADDRESS | TEL & FAX | SWIFT CODE |
|-----------|--------------------|-----------|---|--|-------------|
| 406 | Jyungong Branch | 1656 ① | No.315, Sec. 1, Dongshan Rd., Beitun Dist., Taichung City 406, Taiwan (R.O.C.) | TEL: (04)2239-0128 FAX: (04)2239-5508 | - |
| 406 | Changping Branch | 2033 ① | No.163, Sec. 1, Changping Rd., Beitun Dist., Taichung City 406, Taiwan (R.O.C.) | TEL: (04)2244-3037 FAX: (04)2243-8751 | - |
| 406 | Jhongcing Branch | 1852 ① | No.7, Jhongcing Rd., Beitun Dist., Taichung City 406, Taiwan (R.O.C.) | TEL: (04)2291-3176 FAX: (04)2291-5655 | - |
| 406 | Jinhua Branch | 1807 | No.328, Jinhua Rd., Beitun Dist., Taichung City 406, Taiwan (R.O.C.) | TEL: (04)2360-9617 FAX: (04)2360-5075 | - |
| 406 | Songjihu Branch | 1760 ① | No.95, Sec. 2, Changping Rd., Beitun Dist., Taichung City 406, Taiwan (R.O.C.) | TEL: (04)2422-8751 FAX: (04)2421-3067 | - |
| 407 | Situn Branch | 1438 ① | No.67, Sec. 3, Wunsin Rd., Situn Dist., Taichung City 407, Taiwan (R.O.C.) | TEL: (04)2311-2411 FAX: (04)2311-5531 | - |
| 407 | Jhonggang Branch | 5171 🏢 | No.152, Sec. 3, Wunsin Rd., Situn District, Taichung City 407, Taiwan (R.O.C.) | TEL: (04)2313-8811 FAX: (04)2313-4584 | TACBTWTP517 |
| 407 | Si Taichung Branch | 1173 ① | No.151, Sec. 2, Hankou Rd., Situn Dist., Taichung City 407, Taiwan (R.O.C.) | TEL: (04)2317-0311 FAX: (04)2316-0781 | - |
| 407 | Yong-an Branch | 1715 ① | No.15, Yongfu Rd., Situn Dist., Taichung City 407, Taiwan (R.O.C.) | TEL: (04)2462-3181 FAX: (04)2462-1850 | - |
| 407 | Chaoma Branch | 1900 ① | No.122-17, Sec. 2, Taichung Port Rd., Situn Dist., Taichung City 407, Taiwan (R.O.C.) | TEL: (04)2701-3115 FAX: (04)2701-3045 | - |
| 407 | Shueinan Branch | 5942 ① | No.111, Lane 68, Fusing N. Rd., Situn District, Taichung City 407, Taiwan (R.O.C.) | TEL: (04)2702-9354 FAX: (04)2705-7734 | - |
| 407 | Fongjia Branch | 3498 ① | No.252, Sec. 2, Situn Rd., Situn Dist., Taichung City 407, Taiwan (R.O.C.) | TEL: (04)2708-9075 FAX: (04)2708-9076 | - |
| 408 | Wunsin Branch | 2055 ① | No.316, Sec. 1, Wunsin Rd., Nantun Dist., Taichung City 408, Taiwan (R.O.C.) | TEL: (04)2322-3300 FAX: (04)2327-6651 | - |
| 408 | Wucyuan Branch | 690 🏢 | No.61, Sec. 2, Gongyi Rd., Nantun Dist., Taichung City 408, Taiwan (R.O.C.) | TEL: (04)2322-9191 FAX: (04)2320-0601 | TACBTWTP069 |
| 408 | Liming Branch | 2000 ① | No.1064, Sec. 1, Liming Rd., Nantun Dist., Taichung City 408, Taiwan (R.O.C.) | TEL: (04)2389-2493 FAX: (04)2386-8147 | - |
| 408 | Nantun Branch | 1162 ① | No.103, Sec. 2, Wucyuan W. Rd., Nantun Dist., Taichung City 408, Taiwan (R.O.C.) | TEL: (04)2475-2171 FAX: (04)2475-6187 | - |
| 411 | Taiping Branch | 1128 ① | No.84, Jhongsing Rd., Taiping Dist., Taichung City 411, Taiwan (R.O.C.) | TEL: (04)2276-1515 FAX: (04)2275-2733 | - |
| 411 | Pinglin Branch | 6019 ① | No.348, Sec. 2, Jhongsing Rd., Taiping Dist., Taichung City 411, Taiwan (R.O.C.) | TEL: (04)2393-0519 FAX: (04)2391-7001 | - |
| 412 | Bei Dali Branch | 5551 ① | No.261, Sec. 2, Sinren Rd., Dali Dist., Taichung City 412, Taiwan (R.O.C.) | TEL: (04)2483-6699 FAX: (04)2483-6655 | - |

| POST-CODE | BRANCH NAME | BR. CODE | ADDRESS | TEL & FAX | SWIFT CODE |
|-----------|---------------------|---|---|--|-------------|
| 412 | Dali Branch | 1025  | No.384, Sec. 1, Jhongsing Rd., Dali Dist., Taichung City 412, Taiwan (R.O.C.) | TEL: (04)2493-4111 FAX: (04)2493-4125 | TACBTWTP102 |
| 414 | Wurih Branch | 1195  | No.589, Sec. 1, Jhongshan Rd., Wurih Dist., Taichung City 414, Taiwan (R.O.C.) | TEL: (04)2336-9911 FAX: (04)2336-0539 | - |
| 420 | Fongyuan Branch | 200  | No.102, Jhongheng Rd., Fongyuan Dist., Taichung City 420, Taiwan (R.O.C.) | TEL: (04)2523-1122 FAX: (04)2527-2540 | TACBTWTP020 |
| 420 | Nan Fongyuan Branch | 570  | No.222, Yuanhuan S. Rd., Fongyuan Dist., Taichung City 420, Taiwan (R.O.C.) | TEL: (04)2524-4180 FAX: (04)2526-0244 | - |
| 420 | Fongjhong Branch | 5540  | No.351, Jhongheng Rd., Fongyuan Dist., Taichung City 420, Taiwan (R.O.C.) | TEL: 04-2528-0369 FAX: 04-2528-4208 | TACBTWTP554 |
| 428 | Daya Branch | 3421  | No.95, Sec. 2, Yahuan Rd., Daya Dist., Taichung City 428, Taiwan (R.O.C.) | TEL: (04)2566-0199 FAX: (04)2566-4199 | - |
| 429 | Shenggang Branch | 2077  | No.799-1, Zhongzheng Rd., Shenggang Dist., Taichung City 429, Taiwan (R.O.C.) | TEL: (04)2562-1111 FAX: (04)2561-5730 | - |
| 433 | Shalu Branch | 210  | No.106, Shatian Rd., Shalu Dist., Taichung City 433, Taiwan (R.O.C.) | TEL: (04)2662-2141 FAX: (04)2665-3062 | TACBTWTP021 |
| 433 | Dong Shalu Branch | 5562  | No.307, Guanghua Rd., Shalu Dist., Taichung City 433, Taiwan (R.O.C.) | TEL: (04)2665-3311 FAX: (04)2665-5400 | - |
| 500 | Changhua Branch | 230  | No.279, Minsheng Rd., Changhua City, Changhua County 500, Taiwan (R.O.C.) | TEL: (04) 722-5151 FAX: (04) 725-2183 | TACBTWTP023 |
| 500 | Jhangying Branch | 1139  | No.532, Minzu Rd., Changhua City, Changhua County 500, Taiwan (R.O.C.) | TEL: (04)722-9221 FAX: (04)727-7553 | - |
| 500 | Jhangchu Branch | 1140  | No.321, Sec. 1, Jhongheng Rd., Changhua City, Changhua County 500, Taiwan (R.O.C.) | TEL: (04)724-0082 FAX: (04)724-1905 | - |
| 500 | Jhangjhong Branch | 3029  | No.345, Sec. 1, Jhongheng Rd., Changhua City, Changhua County 500, Taiwan (R.O.C.) | TEL: (04)725-1161 FAX: (04)720-3501 | - |
| 500 | Nan Changhua Branch | 5610  | No.43, SiaoYang Rd., Changhua City, Changhua County 500, Taiwan (R.O.C.) | TEL: (04)725-4611 FAX: (04)726-9169 | - |
| 500 | Dajhu Branch | 3030  | No.239, Sec. 2, Jhangnan Rd., Changhua City, Changhua County 500, Taiwan (R.O.C.) | TEL: (04)737-3311 FAX: (04)737-2233 | - |
| 505 | Lugang Branch | 3395  | No.120, Minzu Rd., Lugang Township, Changhua County 505, Taiwan (R.O.C.) | TEL: (04)778-8511 FAX: (04)778-8029 | - |
| 508 | Hemei Branch | 1209  | No.361, Sec. 6, Luhe Rd., Hemei Township, Changhua County 508, Taiwan (R.O.C.) | TEL: (04)757-0123 FAX: (04)757-0127 | - |
| 509 | Shengang Branch | 3111  | No.35, Sinsing Rd., Shengang Township, Changhua County 509, Taiwan (R.O.C.) | TEL: (04)799-6922 FAX: (04)799-7611 | - |
| 510 | Yuanlin Branch | 240  | No.844, Sec. 1, Jhongshan Rd., Yuanlin Township, Changhua County 510, Taiwan (R.O.C.) | TEL: (04)832-2181 FAX: (04)833-0573 | TACBTWTP024 |




| POST-CODE | BRANCH NAME | BR. CODE | ADDRESS | TEL & FAX | SWIFT CODE |
|-----------|--------------------|---|---|--|-------------|
| 510 | Yuansin Branch | 5609  | No.733, Sec. 1, Jhongshan Rd., Yuanlin Township, Changhua County 510, Taiwan (R.O.C.) | TEL: (04)832-2741 FAX: (04)835-8196 | TACBTWTP560 |
| 514 | Sihu Branch | 1184  | No.56, Sihuan Rd., Sihu Township, Changhua County 514, Taiwan (R.O.C.) | TEL: (04)882-9121 FAX: (04)882-9133 | - |
| 521 | Beidou Branch | 5621  | No.168, Jhongjheng Rd., Beidou Township, Changhua County 521, Taiwan (R.O.C.) | TEL: (04)888-0181 FAX: (04)888-0188 | - |
| 540 | Nantou Branch | 250  | No.96, Jhongshan St., Nantou City, Nantou County 540, Taiwan (R.O.C.) | TEL: (049)223-4141 FAX: (049)222-8485 | TACBTWTP025 |
| 542 | Caotun Branch | 5573  | No.864, Jhongjheng Rd., Caotun Township, Nantou County 542, Taiwan (R.O.C.) | TEL: (049)233-8141 FAX: (049)232-8655 | - |
| 545 | Puli Branch | 700  | No.299, Sec. 2, Jhongshan Rd., Puli Township, Nantou County 545, Taiwan (R.O.C.) | TEL: (049)298-6411 FAX: (049)298-9342 | - |
| 545 | Dong Puli Branch | 5595  | No.320, Jhongjheng Rd., Puli Township, Nantou County 545, Taiwan (R.O.C.) | TEL: (049)298-9160 FAX: (049)298-2958 | - |
| 552 | Jiji Branch | 5584  | No.176, Minsheng Rd., Jiji Township, Nantou County 552, Taiwan (R.O.C.) | TEL: (049)276-1501 FAX: (049)276-0382 | - |
| 557 | Jhushan Branch | 251  | No.839, Sec. 3, Jishan Rd., Jhushan Township, Nantou County 557, Taiwan (R.O.C.) | TEL: (049)265-2721 FAX: (049)265-2723 | - |
| 600 | Chiayi Branch | 280  | No.279, Guohua St., East Dist., Chiayi City 600, Taiwan (R.O.C.) | TEL: (05) 222-4571 FAX: (05) 224-5297 | TACBTWTP028 |
| 600 | Dong Chiayi Branch | 5849  | No.425, Mincyuan Rd., Chiayi City 600, Taiwan (R.O.C.) | TEL: (05)222-5281 FAX: (05)225-4176 | TACBTWTP584 |
| 600 | Nan Chiayi Branch | 640  | No.746, Minzu Rd., West Dist., Chiayi City 600, Taiwan (R.O.C.) | TEL: (05)228-6311 FAX: (05)222-3403 | - |
| 600 | Bei Chiayi Branch | 1520  | No.3, De-an Rd., West Dist., Chiayi City 600, Taiwan (R.O.C.) | TEL: (05)281-5500 FAX: (05)281-4272 | - |
| 613 | Bei Puzih Branch | 5687  | No.3, Wunhua N. Rd., Puzih City, Chiayi County 613, Taiwan (R.O.C.) | TEL: (05)379-0808 FAX: (05)379-0819 | - |
| 613 | Puzih Branch | 730  | No.62, Haitong Rd., Puzih City, Chiayi County 613, Taiwan (R.O.C.) | TEL: (05)379-4171 FAX: (05)370-1975 | - |
| 632 | Huwei Branch | 1151  | No.15, Jhongjheng Rd., Huwei Township, Yunlin County 632, Taiwan (R.O.C.) | TEL: (05)631-3821 FAX: (05)631-2240 | - |
| 632 | Nan Huwei Branch | 5676  | No.67, Sinyi Rd., Huwei Township, Yunlin County 632, Taiwan (R.O.C.) | TEL: (05)632-8851 FAX: (05)633-6926 | - |
| 640 | Douliou Branch | 260  | No.3, Datong Rd., Douliou City, Yunlin County 640, Taiwan (R.O.C.) | TEL: (05)532-3981 FAX: (05)532-5402 | - |
| 640 | Yunlin Branch | 5665  | No.223, Minsheng Rd., Douliou City, Yunlin County 640, Taiwan (R.O.C.) | TEL: (05)532-4811 FAX: (05)532-0332 | TACBTWTP566 |

| POST-CODE | BRANCH NAME | BR. CODE | ADDRESS | TEL & FAX | SWIFT CODE |
|-----------|---------------------|-----------|---|--|-------------|
| 643 | Linnei Branch | 3074 | No.21, Jhongsí Rd., Linnei Township, Yunlin County 643, Taiwan (R.O.C.) | TEL: (05)589-7811 FAX: (05)589-6868 | - |
| 651 | Beigang Branch | 270 ㊦ | No.53, Yimin Rd., Beigang Township, Yunlin County 651, Taiwan (R.O.C.) | TEL: (05)783-6136 FAX: (05)783-8296 | - |
| 700 | Nansing Branch | 680 ㊦ | No.72, Sec. 2, Minsheng Rd., West Central Dist., Tainan City 700, Taiwan (R.O.C.) | TEL: (06)222-1291 FAX: (06)220-7847 | - |
| 700 | Tainan Branch | 300 ㊦ | No.48, Chenggong Rd., West Central Dist., Tainan City 700, Taiwan (R.O.C.) | TEL: (06)223-2101 FAX: (06)229-6469 | TACBTWTP030 |
| 700 | Chenggong Branch | 310 ㊦ | No.97, Sec. 1, Beimen Rd., East Dist., Tainan City 700, Taiwan (R.O.C.) | TEL: (06)226-9161 FAX: (06)220-4229 | - |
| 701 | Dong Tainan Branch | 1232 | No.197, Sec. 2, Jhonghua E. Rd., East Dist., Tainan City 701, Taiwan (R.O.C.) | TEL: (06)288-2211 FAX: (06)288-3697 | - |
| 702 | Fucheng Branch | 5229 ㊦ | No.380, Sec. 2, Jiankang Rd., South Dist., Tainan City 702, Taiwan (R.O.C.) | TEL: (06)291-0896 FAX: (06)291-1053 | - |
| 704 | Chihkan Branch | 5218 ㊦ | No.204, Chenggong Rd., North Dist., Tainan City 704, Taiwan (R.O.C.) | TEL: (06)220-1302 FAX: (06)220-3344 | TACBTWTP521 |
| 704 | Bei Tainan Branch | 1472 ㊦ | No.159, Sec. 3, Simen Rd., North Dist., Tainan City 704, Taiwan (R.O.C.) | TEL: (06)220-9211 FAX: (06)220-9327 | - |
| 704 | Beian Branch | 5953 ㊦ | No.210, Sec. 1, Bei-an Rd., North Dist., Tainan City 704, Taiwan (R.O.C.) | TEL: (06)252-6718 FAX: (06)252-6697 | - |
| 704 | Kaiyuan Branch | 5230 ㊦ | No.147, Kaiyuan Rd., North Dist., Tainan City 704, Taiwan (R.O.C.) | TEL: (06)275-3345 FAX: (06)238-8493 | - |
| 704 | Chengda Branch | 1014 | No.138, Shengli Rd., East Dist., Tainan City 704, Taiwan (R.O.C.) | TEL: (06)302-8001 FAX: (06)302-8008 | - |
| 710 | Yongkang Branch | 1531 ㊦ | No.357, Jhonghua Rd., Yongkang Dist., Tainan City 710, Taiwan (R.O.C.) | TEL: (06)231-6971 FAX: (06)231-6924 | TACBTWTP153 |
| 710 | Nan Yongkang Branch | 5713 ㊦ | No.202, Jhonghua Rd., Yongkang Dist., Tainan City 710, Taiwan (R.O.C.) | TEL: (06)312-1916 FAX: (06)313-9986 | - |
| 717 | Rende Branch | 5702 ㊦ | No.4, Sec. 3, Jhongheng Rd., Rende Dist., Tainan City 717, Taiwan (R.O.C.) | TEL: (06)279-4616 FAX: (06)270-5310 | TACBTWTP570 |
| 722 | Jiali Branch | 610 ㊦ | No.83, Heping St., Jiali Dist., Tainan City 722, Taiwan (R.O.C.) | TEL: (06)722-3131 FAX: (06)723-2120 | - |
| 730 | Sinying Branch | 290 ㊦ | No.115, Jhongshan Rd., Sinying Dist., Tainan City 730, Taiwan (R.O.C.) | TEL: (06)632-4121 FAX: (06)635-4636 | - |
| 730 | Bei Sinying Branch | 5698 ㊦ | No.360, Minjihhí Rd., Sinying Dist., Tainan City 730, Taiwan (R.O.C.) | TEL: (06)656-2718 FAX: (06)656-2060 | - |
| 744 | Sinshih Branch | 5724 ㊦ | No.321, Jhongheng Rd., Sinshih Dist., Tainan City 744, Taiwan (R.O.C.) | TEL: (06)599-9111 FAX: (06)599-9120 | - |



| POST-CODE | BRANCH NAME | BR. CODE | ADDRESS | TEL & FAX | SWIFT CODE |
|-----------|--------------------------------|-----------|---|--|-------------|
| 800 | Guanghua Branch | 1461 ① | No.148-82, Guanghua 1st Rd., Sinsing Dist., Kaohsiung City 800, Taiwan (R.O.C.) | TEL: (07)222-3020 FAX: (07)224-9177 | - |
| 800 | Cisian Branch | 5252 🏢 | No.216, Cisian 1st Rd., Sinsing District, Kaohsiung City 800, Taiwan (R.O.C.) | TEL: (07)226-5503 FAX: (07)238-1439 | TACBTWTP525 |
| 800 | Dagangpu Branch | 5263 ① | No.176, Minsheng 1st Rd., Sinsing District, Kaohsiung City 800, Taiwan (R.O.C.) | TEL: (07)226-5666 FAX: (07)226-5355 | - |
| 800 | Dong Kaohsiung Branch | 780 ① | No.2, Zhongjheng 3rd Rd., Sinsing Dist., Kaohsiung City 800, Taiwan (R.O.C.) | TEL: (07)236-6431 FAX: (07)238-7777 | - |
| 800 | Sinsing Branch | 350 ① | No.110, Cisian 2nd Rd., Sinsing Dist., Kaohsiung City 800, Taiwan (R.O.C.) | TEL: (07)288-7121 FAX: (07)286-7664 | - |
| 800 | Lingya Branch | 510 ① | No.394, Cingnian 1st Rd., Sinsing Dist., Kaohsiung City 800, Taiwan (R.O.C.) | TEL: (07)291-8151 FAX: (07)282-3362 | - |
| 801 | Bei Kaohsiung Branch | 420 ① | No.232, Zhonghua 3rd Rd., Sanmin Dist., Kaohsiung City 801, Taiwan (R.O.C.) | TEL: (07)286-3000 FAX: (07)286-5590 | - |
| 801 | Gangdu Branch | 5241 🏢 | No.230, Zhongjheng 4th Rd., Cianjin District, Kaohsiung City 801, Taiwan (R.O.C.) | TEL: (07)291-4131 FAX: (07)251-7850 | TACBTWTP524 |
| 802 | Nan Kaohsiung Branch | 630 ① | No.94, Sanduo 3rd Rd., Cianjhen Dist., Kaohsiung City 802, Taiwan (R.O.C.) | TEL: (07)334-8141 FAX: (07)334-8140 | - |
| 802 | Cianjin Branch | 1003 ① | No.45, Zhonghua 4th Rd., Lingya Dist., Kaohsiung City 802, Taiwan (R.O.C.) | TEL: (07)336-3966 FAX: (07)330-6890 | - |
| 802 | Tashun Branch | 710 | No.20, Dashun 3rd Rd., Lingya Dist., Kaohsiung City 802, Taiwan (R.O.C.) | TEL: (07)713-1886 FAX: (07)713-1924 | - |
| 802 | Zhongjheng Branch | 5964 ① | No.2, Zhongjheng 1st Rd., Lingya District, Kaohsiung City 802, Taiwan (R.O.C.) | TEL: (07)749-8998 FAX: (07)749-8239 | - |
| 803 | Kaohsiung Branch | 340 🏢 | No.97, Dayong Rd., Yancheng Dist., Kaohsiung City 803, Taiwan (R.O.C.) | TEL: (07)551-4221 FAX: (07)561-8991 | TACBTWTP034 |
| 804 | Gushan Branch | 3465 | No.352, Zhonghua 1st Rd., Gushan Dist., Kaohsiung City 804, Taiwan (R.O.C.) | TEL: (07)522-3311 FAX: (07)555-2155 | - |
| 806 | Yisin Lu Branch | 1508 ① | No.119, Yisin 2nd Rd., Cianjhen Dist., Kaohsiung City 806, Taiwan (R.O.C.) | TEL: (07)333-2020 FAX: (07)332-2348 | - |
| 806 | Kaohsiung Software Park Branch | 3524 🏢 | No.11-2, Chenggong 2nd Rd., Cianjhen Dist., Kaohsiung City 806, Taiwan (R.O.C.) | TEL: (07)535-1888 FAX: (07)535-0068 | - |
| 806 | Siande Branch | 351 ① | No.182, Gongjheng Rd., Cianjhen Dist., Kaohsiung City 806, Taiwan (R.O.C.) | TEL: (07)711-2046 FAX: (07)713-3622 | - |
| 806 | Cianjhen Branch | 341 🏢 | No.56, Caoya 1st Rd., Cianjhen Dist., Kaohsiung City 806, Taiwan (R.O.C.) | TEL: (07)841-6491 FAX: (07)841-4953 | TACBTWTPAAB |
| 807 | Sanmin Branch | 590 🏢 | No.30, Bo-ai 1st Rd., Sanmin Dist., Kaohsiung City 807, Taiwan (R.O.C.) | TEL: (07)312-7191 FAX: (07)321-1992 | TACBTWTP059 |

| POST-CODE | BRANCH NAME | BR. CODE | ADDRESS | TEL & FAX | SWIFT CODE |
|-----------|-------------------------------------|---|--|--|-------------|
| 807 | Shihcyuan Branch | 5274  | No.189, Bo-ai 1st Rd., Sanmin Dist., Kaohsiung City 807, Taiwan (R.O.C.) | TEL: (07)323-0611 FAX: (07)323-0668 | TACBTWTP527 |
| 807 | Jiouru Branch | 5285 ① | No.581, Jyuemin Rd., Sanmin Dist., Kaohsiung City 807, Taiwan (R.O.C.) | TEL: (07)380-5001 FAX: (07)384-2249 | - |
| 807 | Wannei Branch | 1287  | No.675, Jiangong Rd., Sanmin Dist., Kaohsiung City 807, Taiwan (R.O.C.) | TEL: (07)386-1591 FAX: (07)386-9394 | TACBTWTP128 |
| 812 | Siaogang Branch | 5296 ① | No.526, Hongping Rd., Siaogang Dist., Kaohsiung City 812, Taiwan (R.O.C.) | TEL: (07)806-2289 FAX: (07)801-0896 | - |
| 813 | Zuoying Branch | 3166 ① | No.580, Bo-ai 2nd Rd., Zuoying Dist., Kaohsiung City 813, Taiwan (R.O.C.) | TEL: (07)556-2226 FAX: (07)556-2398 | - |
| 815 | Dashe Branch | 3476 | No.177-1, Cueiping Rd., Dashe Dist., Kaohsiung City 815, Taiwan (R.O.C.) | TEL: (07)358-2121 FAX: (07)358-2120 | - |
| 820 | Gangshan Branch | 330  | No.2, Siaocian Rd., Gangshan Dist., Kaohsiung City 820, Taiwan (R.O.C.) | TEL: (07)621-6161 FAX: (07)621-6195 | TACBTWTP033 |
| 820 | Bei Gangshan Branch | 5746 ① | No.12, Jhongsan N. Rd., Gangshan Dist., Kaohsiung City 820, Taiwan (R.O.C.) | TEL: (07)622-2871 FAX: (07)622-9099 | - |
| 821 | Kaohsiung Science-based Park Branch | 3188  | No.92, Luke 5th Rd., Lujhu Dist., Kaohsiung City 821, Taiwan (R.O.C.) | TEL: (07)695-5151 FAX: (07)695-5233 | TACBTWTP318 |
| 821 | Lujhu Branch | 331 ① | No.68, Guochang Rd., Lujhu Dist., Kaohsiung City 821, Taiwan (R.O.C.) | TEL: (07)696-6122 FAX: (07)697-3645 | - |
| 830 | Wujia Branch | 9021 ① | No.164, Wujia 2nd Rd., Fongshan Dist., Kaohsiung City 830, Taiwan (R.O.C.) | TEL: (07)717-2250 FAX: (07)723-6047 | - |
| 830 | Singfong Branch | 1483 ① | No.32, Jhongsan Rd., Fongshan Dist., Kaohsiung City 830, Taiwan (R.O.C.) | TEL: (07)745-3101 FAX: (07)745-3107 | - |
| 830 | Fongshan Branch | 320  | No.95, Jhongjheng Rd., Fongshan Dist., Kaohsiung City 830, Taiwan (R.O.C.) | TEL: (07)746-0181 FAX: (07)710-1465 | TACBTWTP032 |
| 830 | Fongsong Branch | 5735 ① | No.3-4, Fongsong Rd., Fongshan Dist., Kaohsiung City 830, Taiwan (R.O.C.) | TEL: (07)747-1131 FAX: (07)745-2306 | - |
| 831 | Dafa Branch | 1553 ① | No.345, Fonglin 3rd Rd., Daliao Dist., Kaohsiung City 831, Taiwan (R.O.C.) | TEL: (07)783-0589 FAX: (07)786-0973 | - |
| 832 | Linyuan Branch | 3513 ① | No.200, Linyuan N. Rd., Linyuan Dist., Kaohsiung City 832, Taiwan (R.O.C.) | TEL: (07)641-6171 FAX: (07)641-6178 | - |
| 833 | Dahua Mini-Branch | 6075 | No.12-3, Benguan Rd., Dahua Village, Niaosong Dist., Kaohsiung City 833, Taiwan (R.O.C.) | TEL: (07)370-1268 FAX: (07)370-7333 | - |
| 833 | Renmei Branch | 6064 | No.87-2, Syuetang Rd., Renmei Village, Niaosong Dist., Kaohsiung City 833, Taiwan (R.O.C.) | TEL: (07)732-1370 FAX: (07)731-2208 | - |
| 840 | Dashu Branch | 5768 ① | No.2-8, Jhongsing E. Rd., Dashu Dist., Kaohsiung City 840, Taiwan (R.O.C.) | TEL: (07)651-7726 FAX: (07)652-4351 | - |



| POST-CODE | BRANCH NAME | BR. CODE | ADDRESS | TEL & FAX | SWIFT CODE |
|-----------|---------------------|-----------|---|--|-------------|
| 842 | Chi Shan Branch | 3580 ① | No.3, Huazhong St., Cishan Dist., Kaohsiung City 842, Taiwan (R.O.C.) | TEL: (07)662-2333 FAX: (07)661-1222 | - |
| 843 | Meinong Branch | 5757 ① | No.43, Sec. 1, Jhongjheng Rd., Meinong Dist., Kaohsiung City 843, Taiwan (R.O.C.) | TEL: (07)681-6101 FAX: (07)681-7387 | - |
| 844 | Liouguei Branch | 5779 | No.107, Guangfu Rd., Yibao Village, Liouguei Dist., Kaohsiung City 844, Taiwan (R.O.C.) | TEL: (07)689-2113 FAX: (07)689-1880 | - |
| 845 | Neimen Branch | 5780 | No.148, Nanping Rd., Guanting Village, Neimen Dist., Kaohsiung City 845, Taiwan (R.O.C.) | TEL: (07)667-2322 FAX: (07)667-2526 | - |
| 880 | Penghu Branch | 400 ① | No.21, Sinming Rd., Magong City, Penghu County 880, Taiwan (R.O.C.) | TEL: (06)927-2766 FAX: (06)927-5544 | - |
| 900 | Pingjhong Branch | 5791 🏠 | No.287, Minsheng Rd., Pingtung City, Pingtung County 900, Taiwan (R.O.C.) | TEL: (08)732-6391 FAX: (08)733-3867 | TACBTWTP579 |
| 900 | Pingtung Branch | 360 ① | No.42, Jhongjheng Rd., Pingtung City, Pingtung County 900, Taiwan (R.O.C.) | TEL: (08)734-3611 FAX: (08)733-9960 | - |
| 900 | Pingnan Branch | 1221 ① | No.255, Minsheng Rd., Pingtung City, Pingtung County 900, Taiwan (R.O.C.) | TEL: (08)766-5511 FAX: (08)766-8301 | - |
| 913 | Shepi Branch | 6097 | No.500, Sec. 2, Shepi Rd., Wandan Township, Pingtung County 913, Taiwan (R.O.C.) | TEL: (08)707-1578 FAX: (08)707-6405 | - |
| 913 | Siahan Office | 5827 | No.470, Anhe Rd., Wandan Township, Pingtung County 913, Taiwan (R.O.C.) | TEL: (08)707-2407 FAX: (08)707-2408 | - |
| 913 | Wandan Branch | 5827 ① | No.661, Sec. 2, Jhongsing Rd., Wanhuei Village, Wandan Township, Pingtung County 913, Taiwan (R.O.C.) | TEL: (08)777-9311 FAX: (08)777-0240 | - |
| 920 | Chaozhou Branch | 370 | No.91-1, Sinsheng Rd., Chaozhou Township, Pingtung County 920, Taiwan (R.O.C.) | TEL: (08)788-3101 FAX: (08)788-0594 | - |
| 920 | Bei Chaozhou Branch | 5805 ① | No.112, Sinsheng Rd., Chaozhou Township, Pingtung County 920, Taiwan (R.O.C.) | TEL: (08)789-1636 FAX: (08)780-1493 | - |
| 928 | Donggang Branch | 5816 ① | No.186, Sec. 1, Guangfu Rd., Donggang Township, Pingtung County 928, Taiwan (R.O.C.) | TEL: (08)835-3701 FAX: (08)835-3706 | - |
| 940 | Fangliao Branch | 5838 ① | No.3-1, Fude Rd., Tianshieh Village, Fangliao Township, Pingtung County 940, Taiwan (R.O.C.) | TEL: (08)871-7871 FAX: (08)871-7876 | - |
| 950 | Taitung Branch | 390 ① | No.336, Sec. 1, Jhonghua Rd., Taitung City, Taitung County 950, Taiwan (R.O.C.) | TEL: (089)323-011 FAX: (089)311-943 | - |
| 950 | Dong Taitung Branch | 5492 ① | No.181, Datong Rd., Taitung City, Taitung County 950, Taiwan (R.O.C.) | TEL: (089)325-130 FAX: (089)311-165 | - |
| 970 | Hualien Branch | 380 ① | No.124, Jhongshan Rd., Hualien City, Hualien County 970, Taiwan (R.O.C.) | TEL: (03)833-8111 FAX: (03)831-1337 | - |
| 970 | Bei Hualien Branch | 5850 ① | No.371, Jhongshan Rd., Hualien City, Hualien County 970, Taiwan (R.O.C.) | TEL: (03)835-0151 FAX: (03)835-8972 | - |

12.3 Overseas Units

| Name | Address | Telephone | Email |
|--------------------------------|---|-----------------|--------------------------|
| United Taiwan Bank | 7F., Boulevard du Regent 45/46, 1000 Brussels, Belgium | 322-2305359 | sky51593@skynet.be |
| Suzhou Branch | Room 1601, No. 24 Building, Times Square, Hua Chi Street, SIP, Suzhou, China PRC 215028 | 86-512-62953336 | suzhou@tcb-bank.com.tw |
| Manila Offshore Banking Branch | 26th Floor Citibank Tower 8741 Paseo de Roxas, Makati, Metro Manila, The Philippines | 632-8481959 | alantsao@tcb-bank.com.tw |
| Los Angeles Branch | 601, South Figueroa St., Suite 3500, Los Angeles, CA 90017, USA | 1-213-4895433 | tcblabank@yahoo.com |
| Seattle Branch | 1201, Third Ave., Suite 1200, Seattle WA 98101, USA | 1-206-5872300 | bank@tcbseattle.com |
| Hong Kong Branch | 13th Floor Dah Sing Financial Centre 108 Gloucester Road Wanchai Hong Kong | 852-25981128 | mail@tacbhk.com.hk |
| Beijing Representative Office | Room 1805, Office Tower 1, Henderson Centre, 18, Jianguomen Nei Avenue, Beijing, China PRC 100005 | 86-10-65188173 | tcbbro@vip.sina.com |





Spokesperson

John S.C.Chou/Ming-Cheng Lee

Executive Vice President / Senior Vice President & General Manager

Tel:+886-2-23118811 Ext.208/+886-2-23118811 Ext.300

Email: evp_johnchou@tcb-bank.com.tw/MITCHELL99@tcb-bank.com.tw

Taiwan Cooperative Bank

77, Guancian Rd., Zhongheng Dist., Taipei City 100, Taiwan (R.O.C.)

Tel: (02)2311-8811

Fax: (02)2375-2954

[http:// www.tcb-bank.com.tw](http://www.tcb-bank.com.tw)

Taiwan Cooperative Bank

Taiwan Cooperative Bank

Taiwan Cooperative Bank

Taiwan Cooperative Bank

Taiwan Cooperative Bank

Taiwan Cooperative Bank

Taiwan Cooperative Bank

Taiwan Cooperative Bank

Proactive • Agile • Innovative



地 址：台北市館前路77號

電 話：(02) 2311-8811

傳 真：(02) 2389-0704